

Superintendent Report

February 9, 2022

Updates from this week

- Decision at the Emergency Meeting Sunday
- Plan to support students with specific IEP needs.
- Plan to support students that have not returned to school
- Plan to support school culture and environment respecting family choice
- Data Update

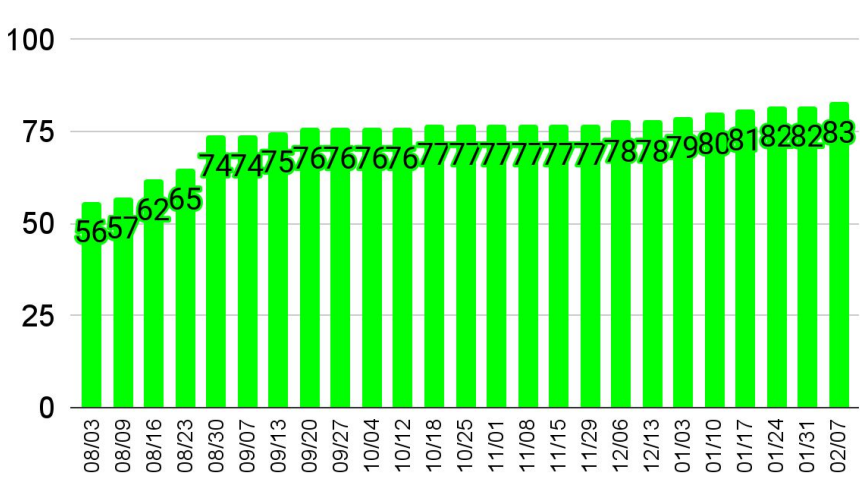
District 200 COVID-19 Data Update



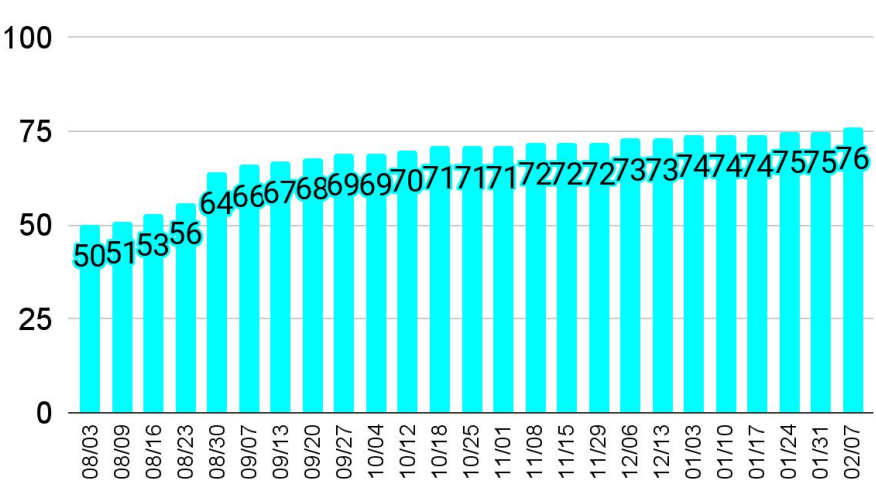
Wednesday, February 9, 2022

District 200 Approximate HIGH SCHOOL Student **Partial** & **Full** Vaccination Rates (Illinois Department of Public Health Database)

HS Percent PARTIALLY Vaccinated

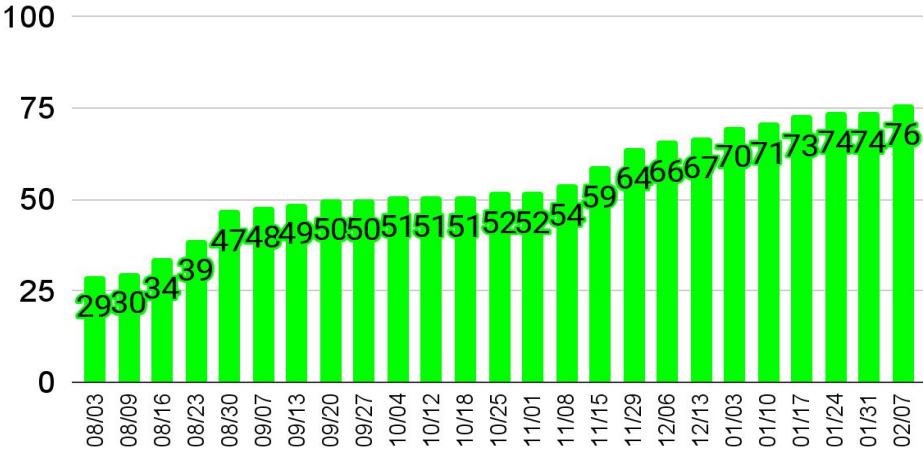


HS Percent FULLY Vaccinated

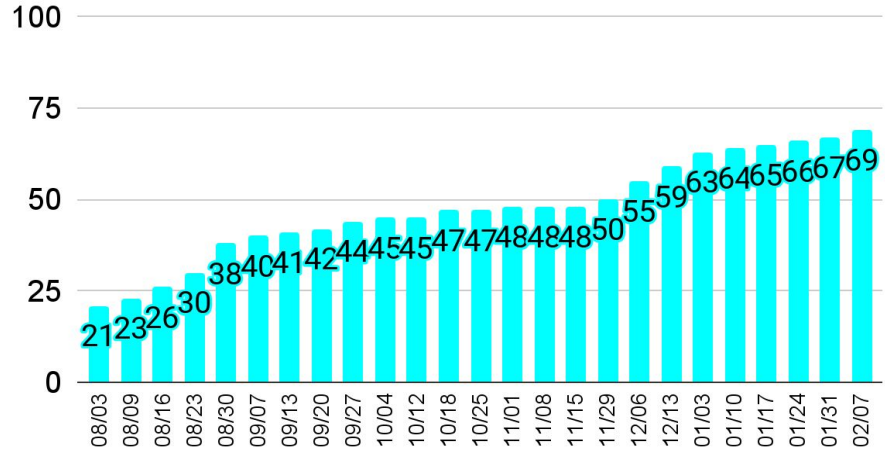


District 200 Approximate MIDDLE SCHOOL Student Partial & Full Vaccination Rates (Illinois Department of Public Health Database)

MS Percent PARTIALLY Vaccinated

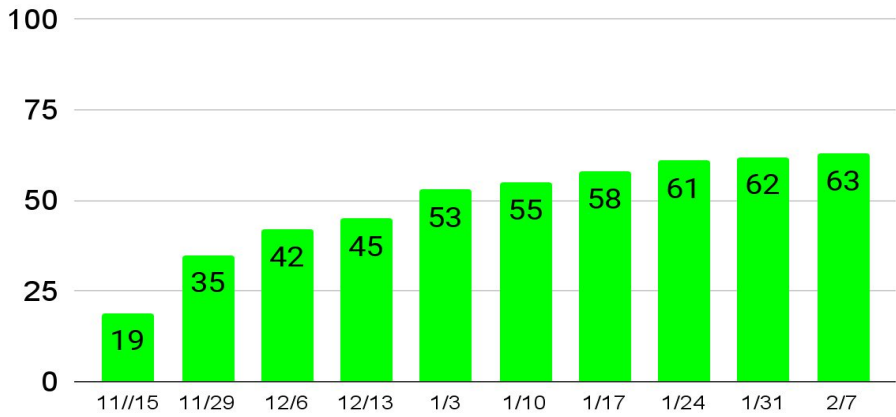


MS Percent FULLY Vaccinated

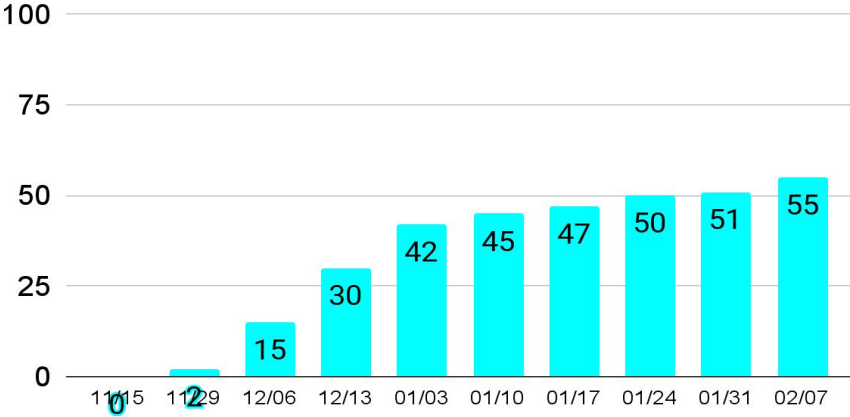


District 200 Approximate ELEMENTARY Student **Partial** & **Full** Vaccination Rates (Illinois Department of Public Health Database)

Elementary Percent PARTIALLY Vaccinated



Elementary Percent FULLY Vaccinated

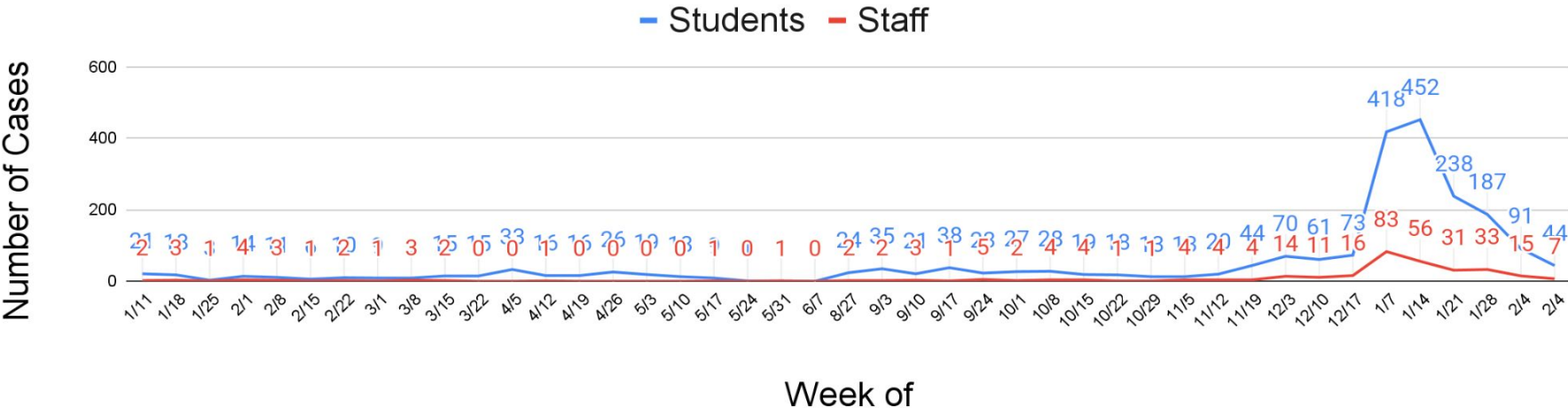


District 200 New Cases per Week

(District 200 COVID Data Dashboard)

Current New Student Cases as of Noon Today: 44

Current New Staff Cases as of Noon Today: 7



District 200 Daily Public Data Snapshot

(District 200 COVID Data Dashboard)

Quarantine & Case Data by School Level

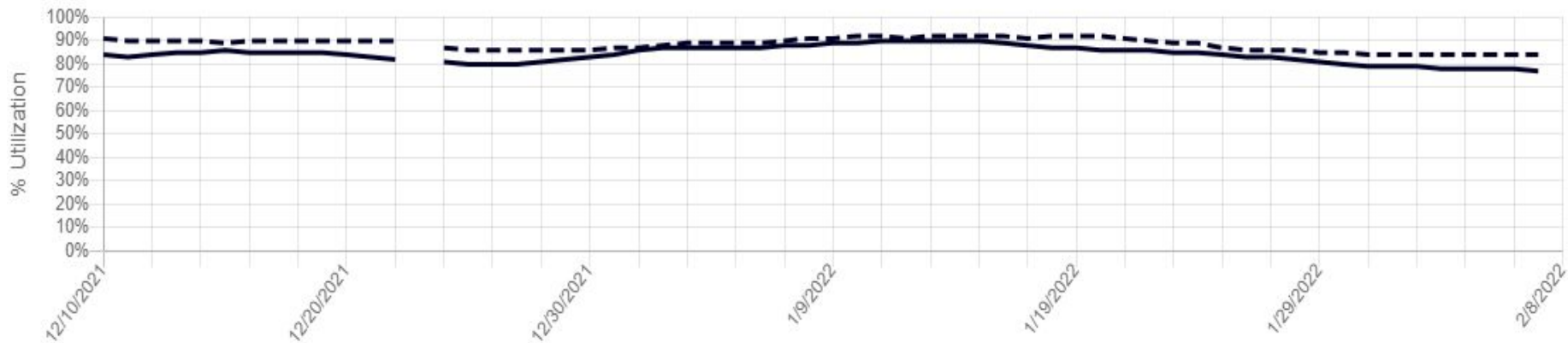
(Data as of Noon Today)

District 200 COVID-19 Public Data Snapshot																									
This data will continue to accumulate:		February 5 - February 11, 2022																							
Data Current as of		Wednesday, February 9																							
	D200	EC/EI	MS	HS/Tr	WN	WWS	Trans	EMS	FMS	HMS	MMS	Bow	Em	Haw	John	Linc	Long	Low	Mad	PH	Sand	Wash	Whit	Wies	Jeff
TOTAL New STUDENT Positive Cases so far THIS WEEK	44	27	8	9	5	4	0	2	2	1	3	2	0	1	1	3	1	2	4	5	0	1	3	0	4
TOTAL New STAFF Positive Cases so far THIS WEEK	7	6	1	0	0	0	0	1	0	0	0	1	1	1	1	0	0	1	0	0	0	1	0	0	0
CURRENT Quarantines - IN-SCHOOL Close Contact	1	1	0	0	0	0	0	0	0	0	0	0	0	0	0	0	0	0	0	0	0	0	0	0	1
CURRENT Quarantines - OUT-OF-SCHOOL Close Contact	12	7	4	1	1	0	0	1	1	1	1	2	0	0	0	0	0	0	0	0	0	0	1	2	2
Positive case data on these snapshots continues to accumulate until the end of the week (Friday).																									
For example, if a school shows one new case on Tuesday and two new cases on Wednesday, that means there are two total new cases so far this week at that school.																									
Quarantine data fluctuates constantly, as students begin quarantine and return to school on various dates. The district will continue to report the highest number of the week for each school.																									

Hospitalization: ICU and Non-ICU Bed Utilization†

(Hover over the line to see the statistics for a specific day)

(Solid - ICU; Dashed - Non-ICU)

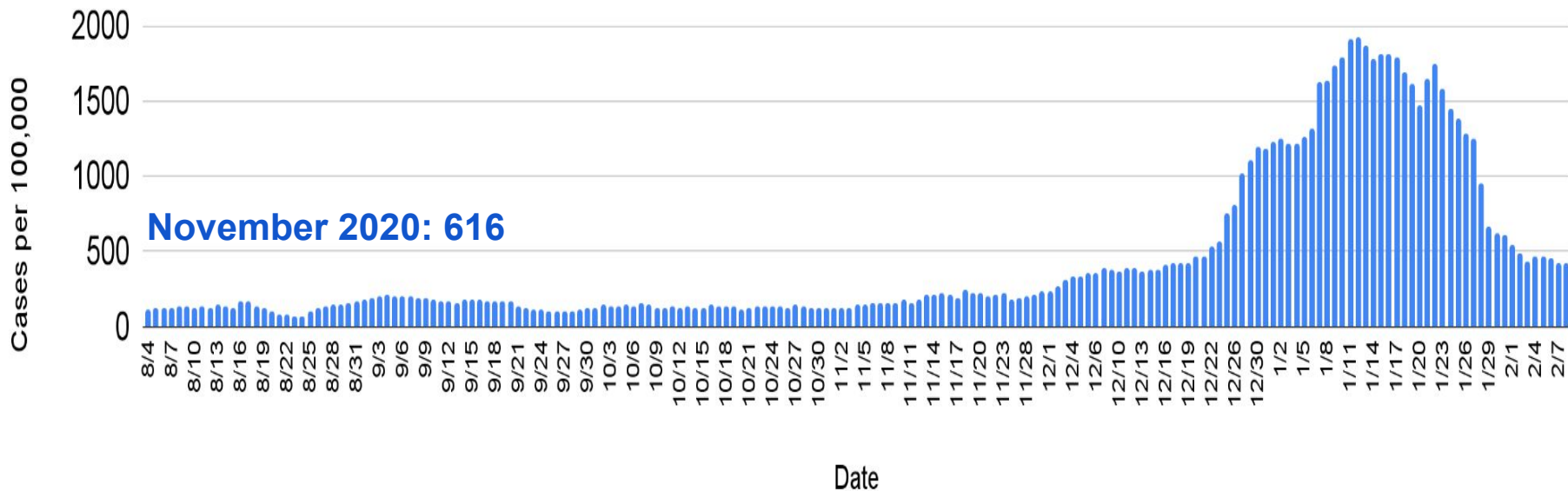


Zip Code Cases per 100,000 Residents

(Northwestern Medicine COVID Dashboard)

(Historical: DuPage County from Illinois Department of Public Health)

Most Recent Cases per 100,000: 426

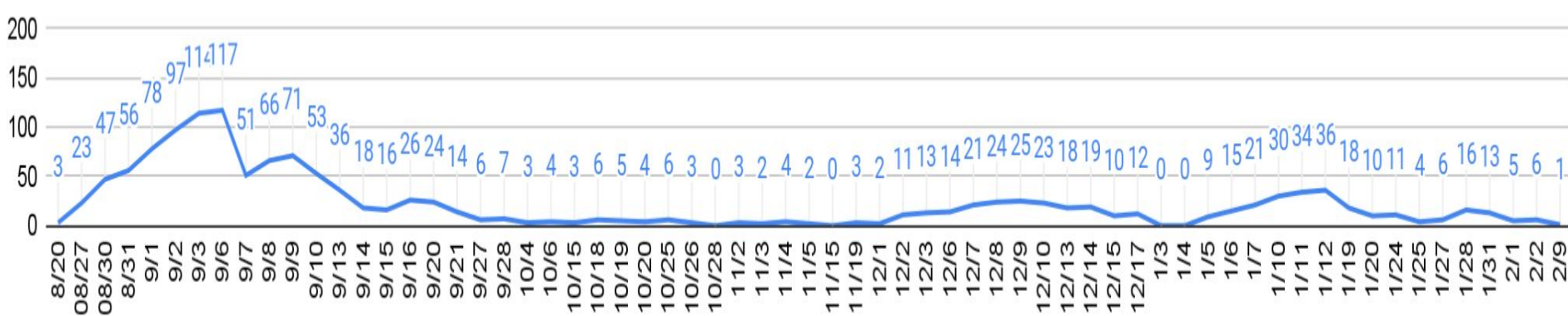


District 200 Students Quarantined for Close Contact

(District 200 COVID Data Dashboard)

Data as of Noon Today (Voluntary Quarantines)

Total CURRENT In School CC Quarantines



Test to Stay (Voluntary)

(District 200 COVID Data Dashboard)



Data as of Noon Today

Students Kept Safely in School - Completed Process	210
Students Being Kept Safely in School - Current	9
Test Positivity Rate	2.56%



Ongoing COVID-19 Mitigations - CUSD 200

Isolation protocols for students who are COVID-19 positive or ill

Increased air changes (calibrated to room occupation and use of space)

MERV-13 filters in all univents, changed at regular intervals

Nightly ionization of air in all classroom spaces

Contact tracing and family notification for in-school close contacts

Test to Stay option for in-school close contacts

Investigation & additional mitigation protocol that exceeds public health requirements

Outbreak & Investigation



Illinois Department of Health Definition: Any three cases that are linked epidemiologically with respect to person, place (school building), and time (within 14 calendar days). This has not changed as case counts have risen exponentially.

District 200 Investigation Protocol: For each case of two overlapping cases within a single school, District 200 looks beyond close contact (physical distancing) and also analyzes other factors, including the implementation of mitigations, information from nurses' notes, and ventilation data, visiting individual classrooms if needed.






District 200 has investigated and documented detailed results for 1,857 instances of overlapping cases. Except for a very small number of cases detected by Test to Stay, none of the students were close contacts to each other in the school environment, and the majority have been found not to spend time in common spaces in the school environment. For cases where there was a shared school space, a deeper investigation is conducted.

District 200 Safe Hours for School Environment

(MIT COVID-19 Indoor Safety Guideline Online App)

Week of February 7, 2021

Level	Meets or Exceeds 18 Hour Threshold*
Elementary/EC	
Middle School	
High School	

*The 18 hour threshold was based on our 2020 - 2021 data.

Next Steps...



Continued dialogue and discussion with Health Department, community expertise, and State partners about steps forward.

Discussion with the Board of Education on February 23rd about plan for continued path forward.

Continued support for our buildings and staff as we navigate through adjustments in plan.

Continued support for our families as we navigate through the adjustments to the plan.