

Superintendent Report

March 9, 2022

Updates

- Congratulations Winter Sports and Activities
- Preview of Choral Classic
- Continued Support at Wheaton Warrenville South
- Bowl for the Torch
- Thank you PTA Council (PTA Reflections March 21st)
- Vision 2026 Strategic Plan Update

District 200 COVID-19 Data Update



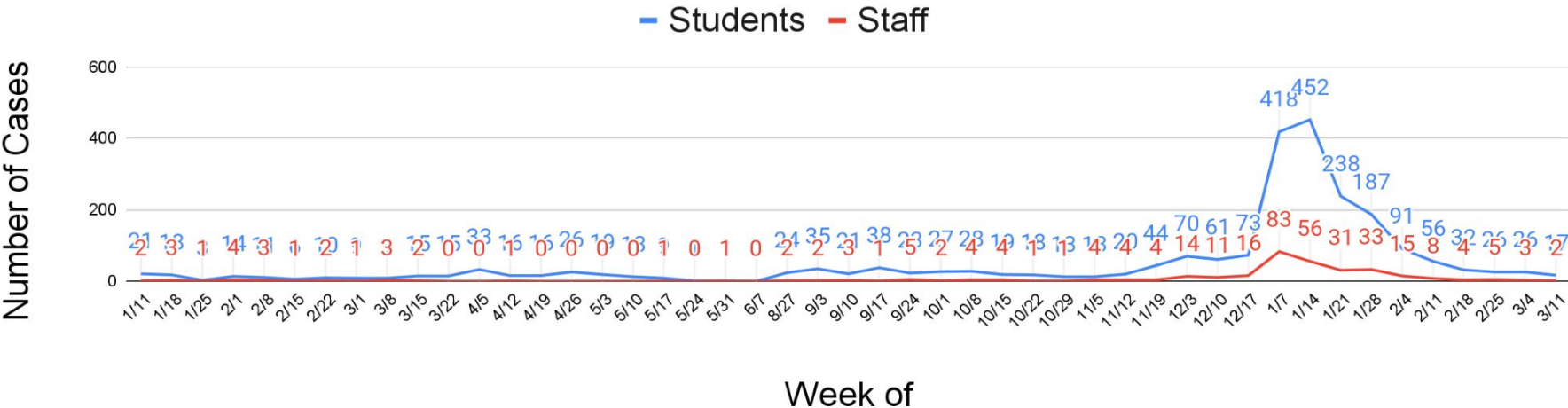
Wednesday, March 9, 2022

District 200 New Cases per Week

(District 200 COVID Data Dashboard)

Current New Student Cases as of Noon Today: 17

Current New Staff Cases as of Noon Today: 2



District 200 Daily Public Data Snapshot

(District 200 COVID Data Dashboard)

Quarantine & Case Data by School Level

(Data as of Noon Today)

District 200 COVID-19 Public Data Snapshot																									
This data will continue to accumulate:												March 5 - March 11, 2022													
Data Current as of												Wednesday, March 9													
	D200	EC/EI	MS	HS/Tr	WN	WWS	Trans	EMS	FMS	HMS	MMS	Bow	Em	Haw	John	Linc	Long	Low	Mad	PH	Sand	Wash	Whit	Wies	Jeff
TOTAL New STUDENT Positive Cases so far THIS WEEK	17	12	1	4	3	1	0	0	0	1	0	0	0	0	0	1	4	2	0	0	3	0	1	1	0
TOTAL New STAFF Positive Cases so far THIS WEEK	2	2	0	0	0	0	0	0	0	0	0	0	0	0	0	1	0	0	0	0	0	0	1	0	0
CURRENT Quarantines - IN-SCHOOL Close Contact	0	0	0	0	0	0	0	0	0	0	0	0	0	0	0	0	0	0	0	0	0	0	0	0	0
CURRENT Quarantines - OUT-OF-SCHOOL Close Contact	1	1	0	0	0	0	0	0	0	0	0	0	0	0	0	0	0	0	0	0	0	0	0	0	1

Positive case data on these snapshots continues to accumulate until the end of the week (Friday).

For example, if a school shows one new case on Tuesday and two new cases on Wednesday, that means there are two total new cases so far this week at that school.

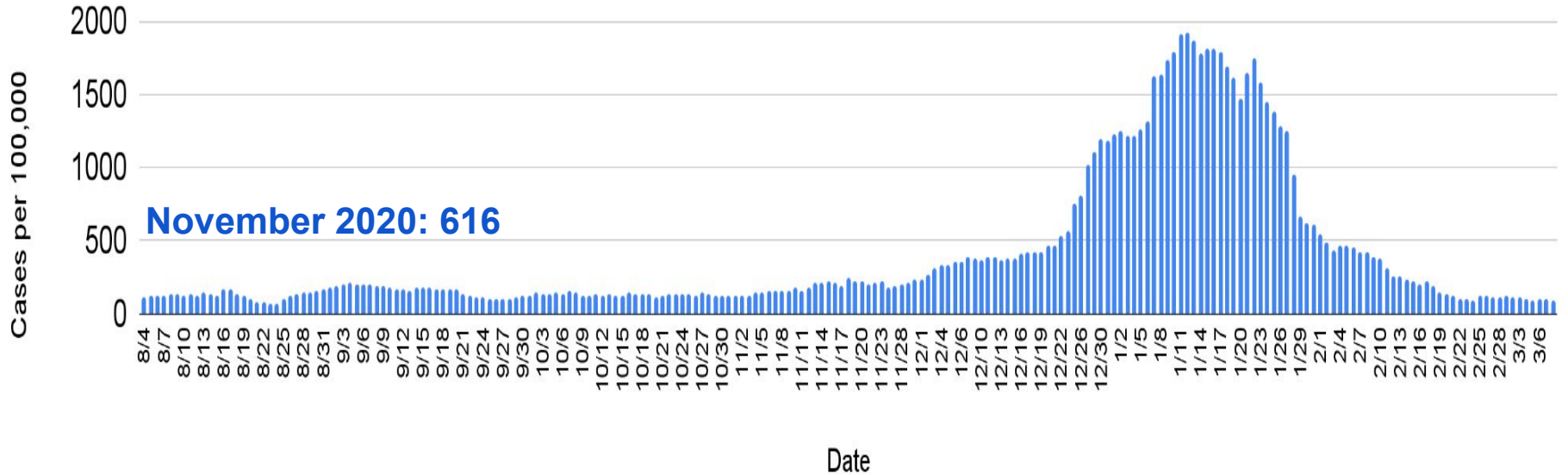
Quarantine data fluctuates constantly, as students begin quarantine and return to school on various dates. The district will continue to report the highest number of the week for each school.

Zip Code Cases per 100,000 Residents

(Northwestern Medicine COVID Dashboard)

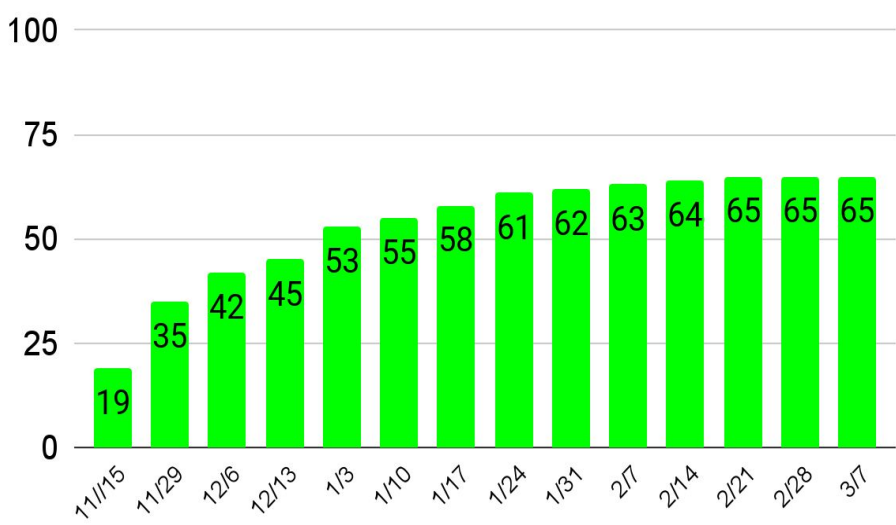
(Historical: DuPage County from Illinois Department of Public Health)

Most Recent Cases per 100,000: 94

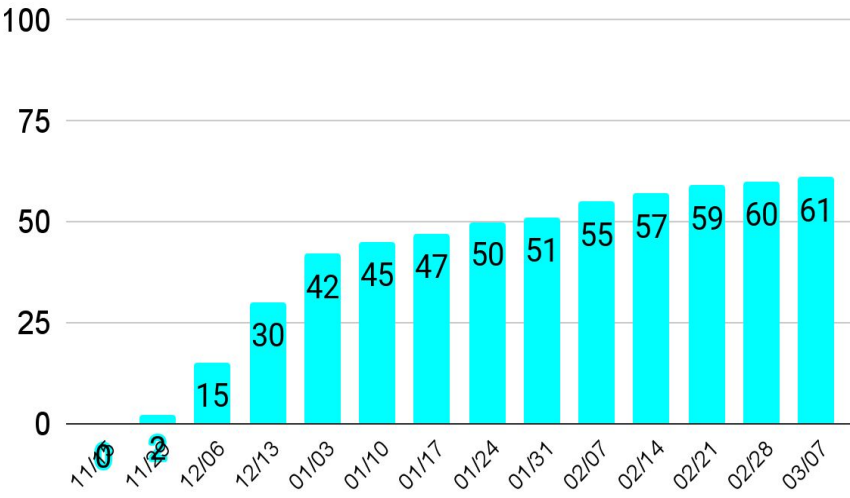


District 200 Approximate ELEMENTARY Student **Partial** & **Full** Vaccination Rates (Illinois Department of Public Health Database)

Elementary Percent PARTIALLY Vaccinated

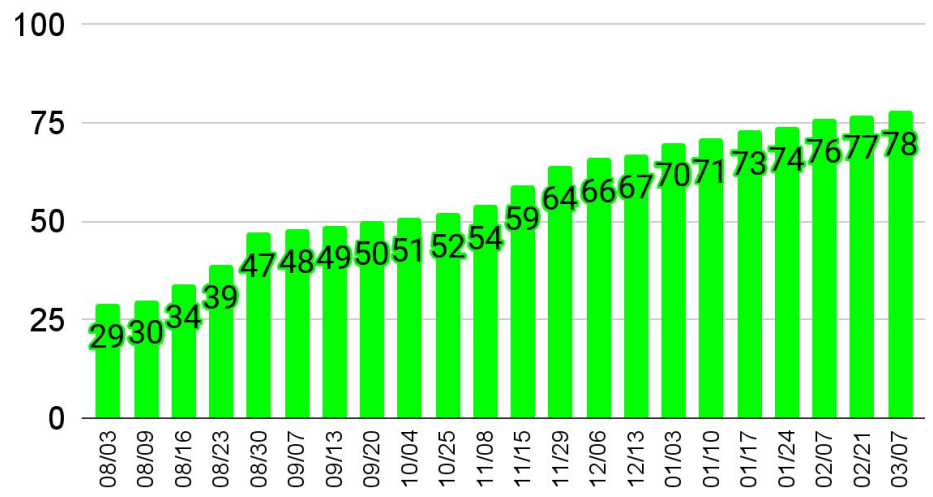


Elementary Percent FULLY Vaccinated

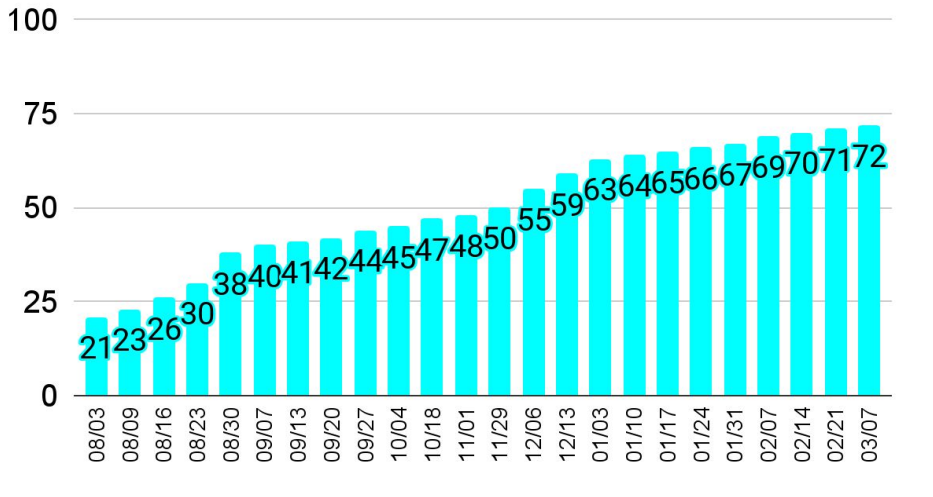


District 200 Approximate MIDDLE SCHOOL Student **Partial** & **Full** Vaccination Rates (Illinois Department of Public Health Database)

MS Percent PARTIALLY Vaccinated

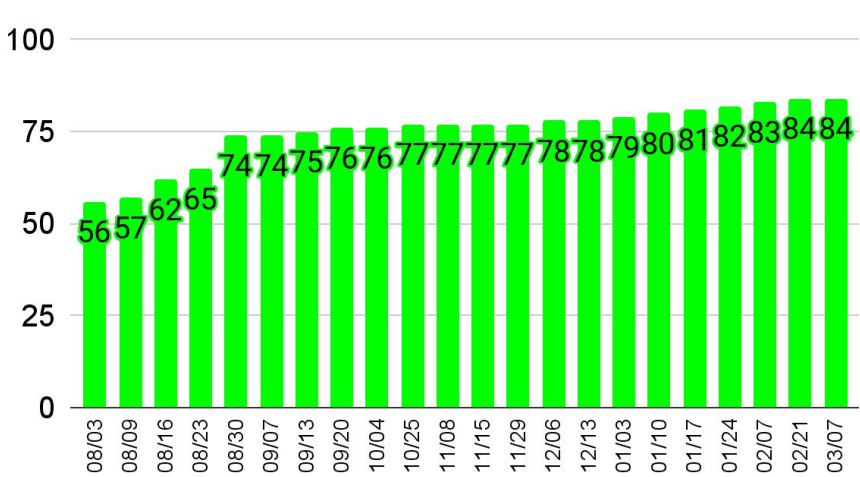


MS Percent FULLY Vaccinated

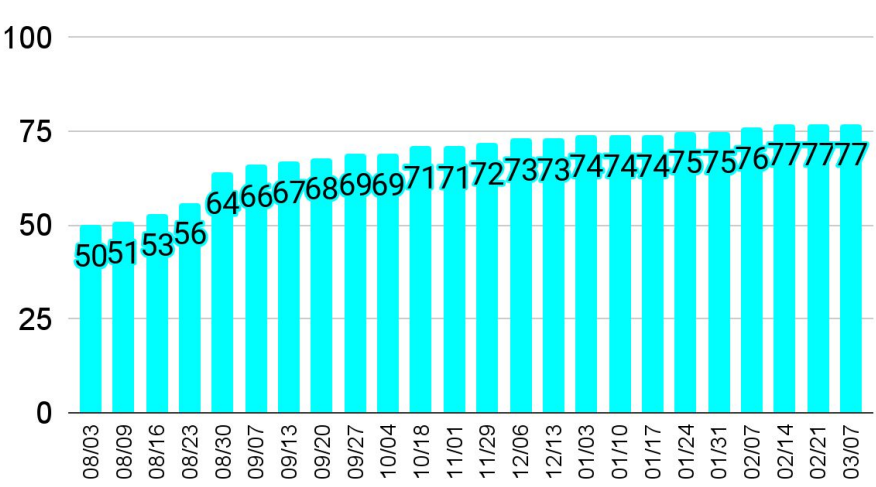


District 200 Approximate HIGH SCHOOL Student **Partial** & **Full** Vaccination Rates (Illinois Department of Public Health Database)

HS Percent PARTIALLY Vaccinated






HS Percent FULLY Vaccinated



District 200 Safe Hours for School Environment

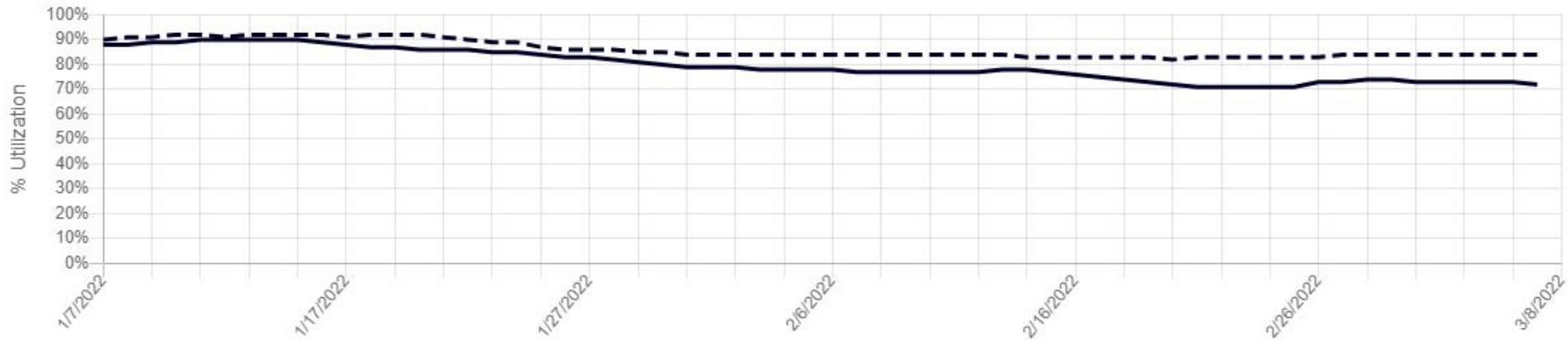
(MIT COVID-19 Indoor Safety Guideline Online App)

Week of March 7, 2021

Level	Meets or Exceeds 18 Hour Threshold*
Elementary/EC	
Middle School	
High School	

*The 18 hour threshold was based on our 2020 - 2021 data.

Hospitalization: ICU and Non-ICU Bed Utilization (Solid - ICU; Dashed - Non-ICU)



Update as of 3/8: ICU bed utilization* is 72%.

*Includes both COVID and non-COVID patients.

Outbreak & Investigation



Illinois Department of Health Definition: Any three cases that are linked epidemiologically with respect to person, place (school building), and time (within 14 calendar days). This has not changed as case counts have risen exponentially.

District 200 Investigation Protocol: For each case of two overlapping cases within a single school, District 200 looks beyond close contact (physical distancing) and also analyzes other factors, including the implementation of mitigations, information from nurses' notes, and ventilation data, visiting individual classrooms if needed.



District 200 has investigated and documented detailed results for 1,155 instances of overlapping cases. Except for a very small number of cases detected by Test to Stay, none of the students were close contacts to each other in the school environment, and the vast majority have been found not to spend time in common spaces in the school environment. For cases where there was a shared school space, a deeper investigation is conducted.