

Superintendent Report

January 12, 2022

Celebrations and Information

- Staff Recognitions
- Staff Thank You
- Updated ISBE Guidance and Impact
- 5 Essentials Reminder

District 200 COVID-19 Data Update



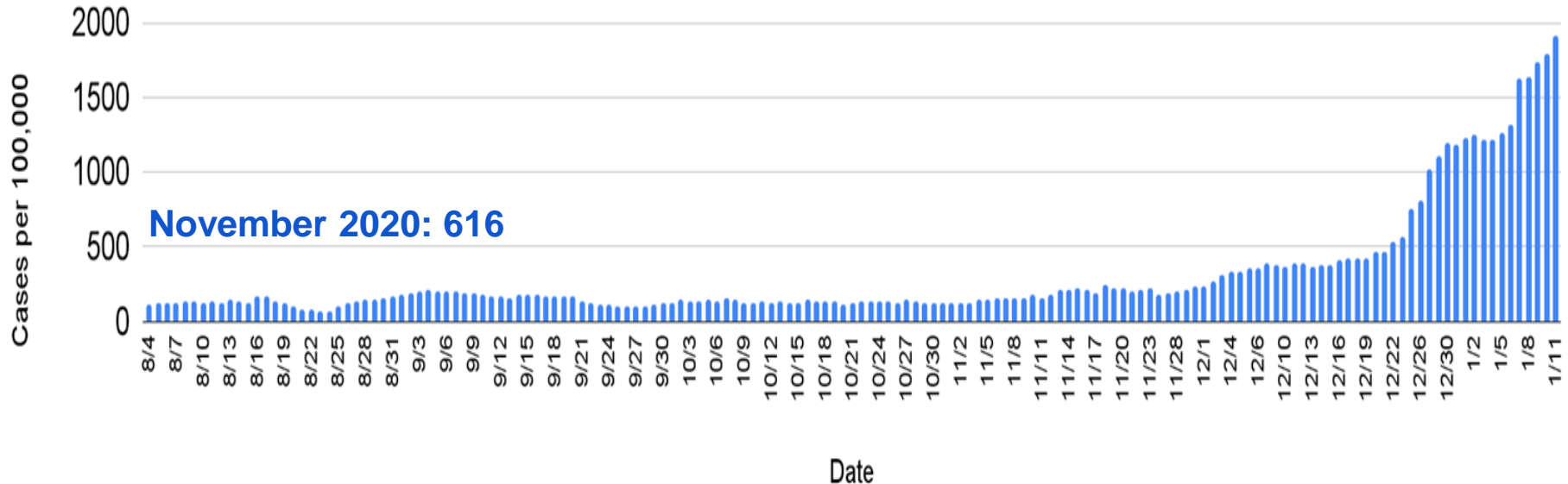
Wednesday, January 12, 2022

Zip Code Cases per 100,000 Residents

(Northwestern Medicine COVID Dashboard)

(Historical: DuPage County from Illinois Department of Public Health)

Most Recent Cases per 100,000: 1,916

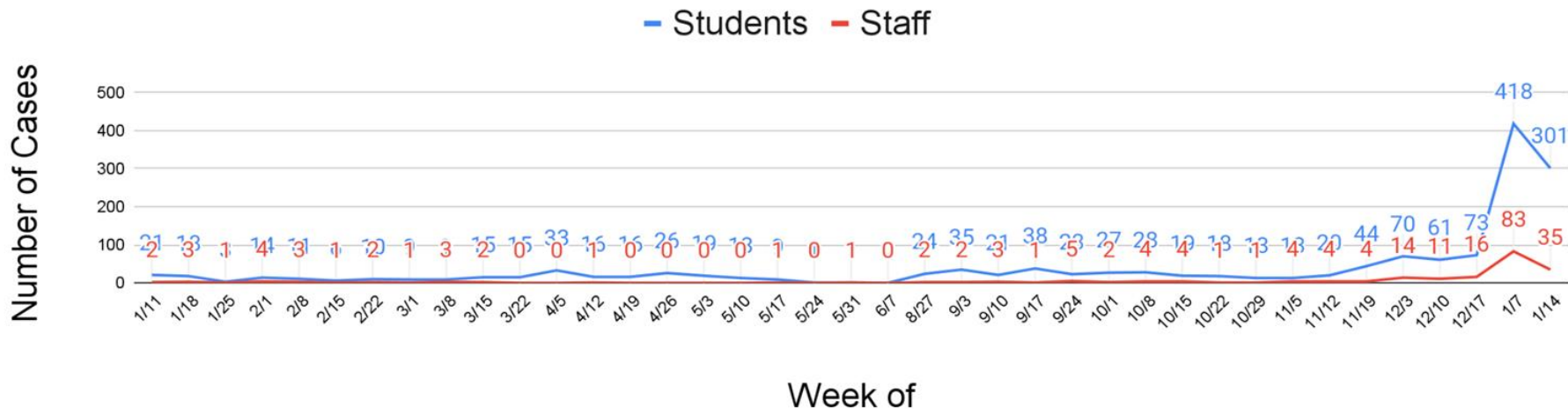


District 200 New Cases per Week

(District 200 COVID Data Dashboard)

Current New Student Cases as of Noon Today: 301

Current New Staff Cases as of Noon Today: 35



District 200 Daily Public Data Snapshot

(District 200 COVID Data Dashboard)

Quarantine & Case Data by School & Level (Data as of Noon Today)

District 200 COVID-19 Public Data Snapshot																										
This data will continue to accumulate:													January 2 - January 14, 2022													
Data Current as of													Wednesday, January 12													
	D200	EC/EI	MS	HS/Tr	WN	WWS	Trans	EMS	FMS	HMS	MMS	Bow	Em	Haw	John	Linc	Long	Low	Mad	PH	Sand	Wash	Whit	Wies	Jeff	
TOTAL New STUDENT Positive Cases so far THIS WEEK	301	130	85	86	47	39	0	17	18	26	24	7	5	1	19	9	9	3	8	8	12	10	18	11	10	
TOTAL New STAFF Positive Cases so far THIS WEEK	35	17	10	8	4	3	1	1	2	4	3	4	1	0	1	2	1	2	0	2	1	0	0	1	2	
CURRENT Quarantines - IN-SCHOOL Close Contact	30	9	4	17	15	2	0	0	1	0	3	0	2	3	0	0	1	0	1	0	0	1	1	0	0	
CURRENT Quarantines - OUT-OF-SCHOOL Close Contact	182	130	41	11	1	10	0	2	8	20	11	10	12	3	12	5	6	5	9	16	4	8	9	4	27	

Positive case data on these snapshots continues to accumulate until the end of the week (Friday).

For example, if a school shows one new case on Tuesday and two new cases on Wednesday, that means there are two total new cases so far this week at that school.

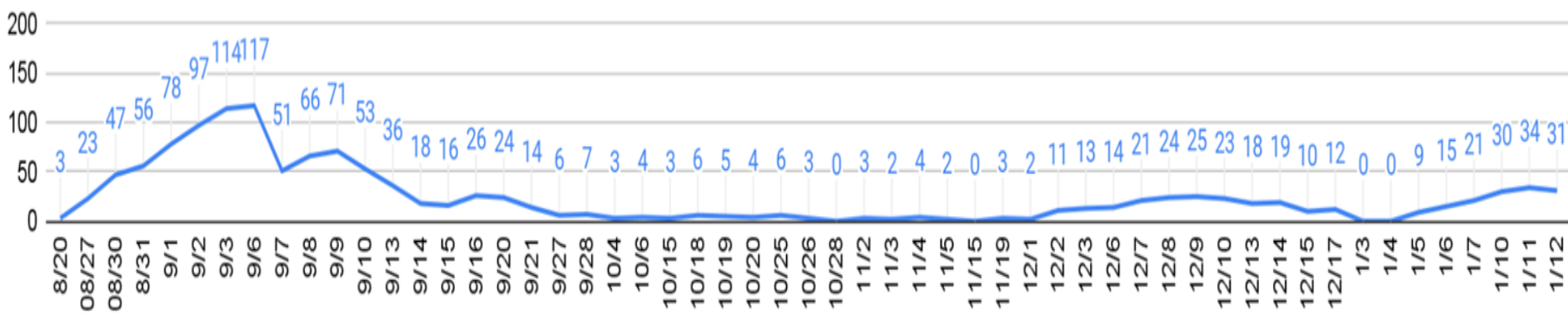
Quarantine data fluctuates constantly, as students begin quarantine and return to school on various dates. The district will continue to report the highest number of the week for each school.

District 200 Students Quarantined for Close Contact

(District 200 COVID Data Dashboard)

Data as of Noon Today

Total CURRENT In School CC Quarantines



Test to Stay

(District 200 COVID Data Dashboard)

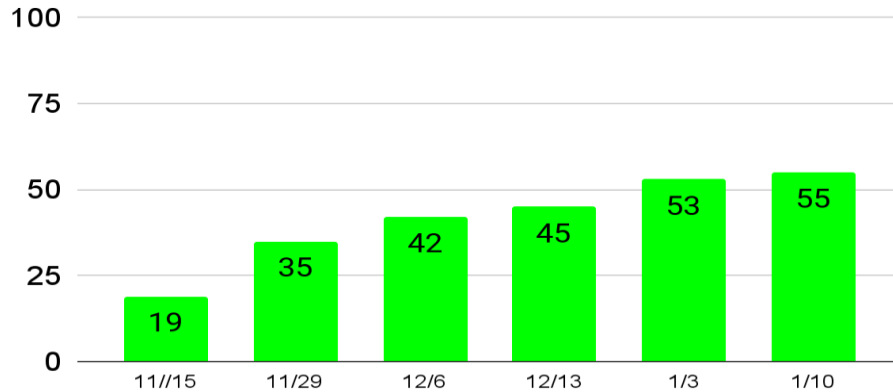


Data as of Noon Today

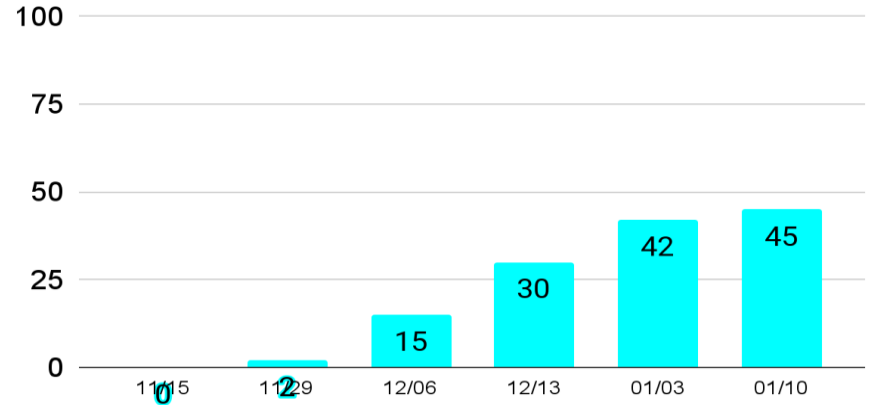
Students Kept Safely in School - Completed Process	135
Students Being Kept Safely in School - Current	36
Test Positivity Rate	2.36%

District 200 Approximate ELEMENTARY Student Partial & Full Vaccination Rates (Illinois Department of Public Health Database)

Elementary Percent PARTIALLY Vaccinated

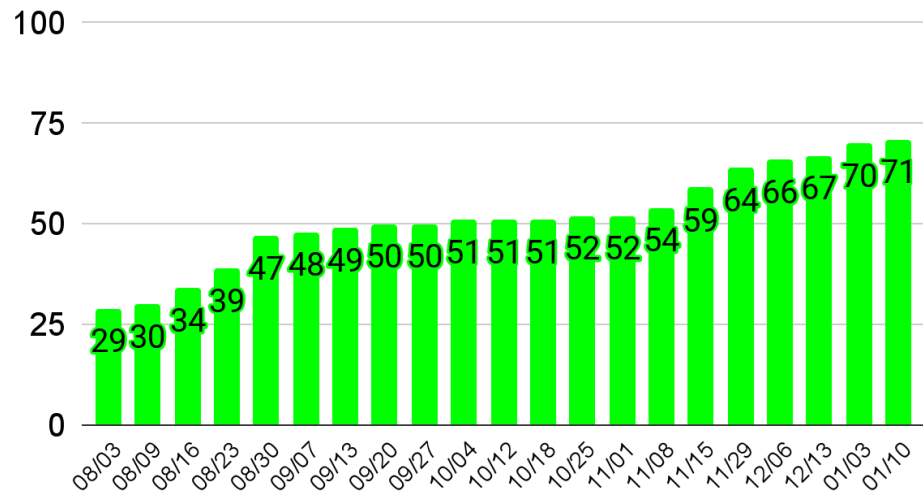


Elementary Percent FULLY Vaccinated

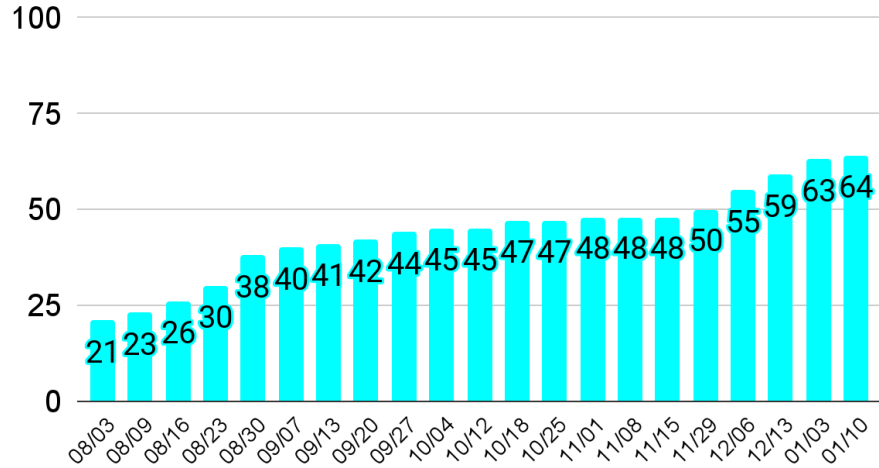


District 200 Approximate MIDDLE SCHOOL Student Partial & Full Vaccination Rates (Illinois Department of Public Health Database)

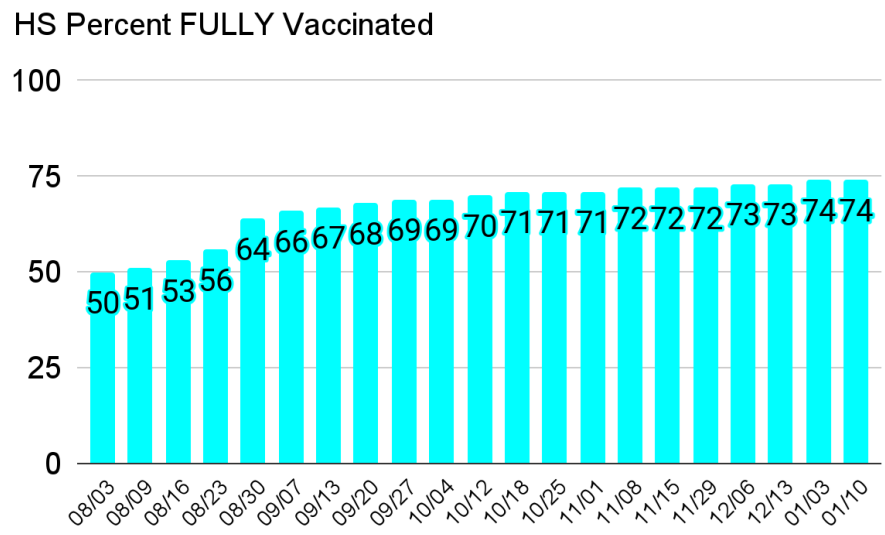
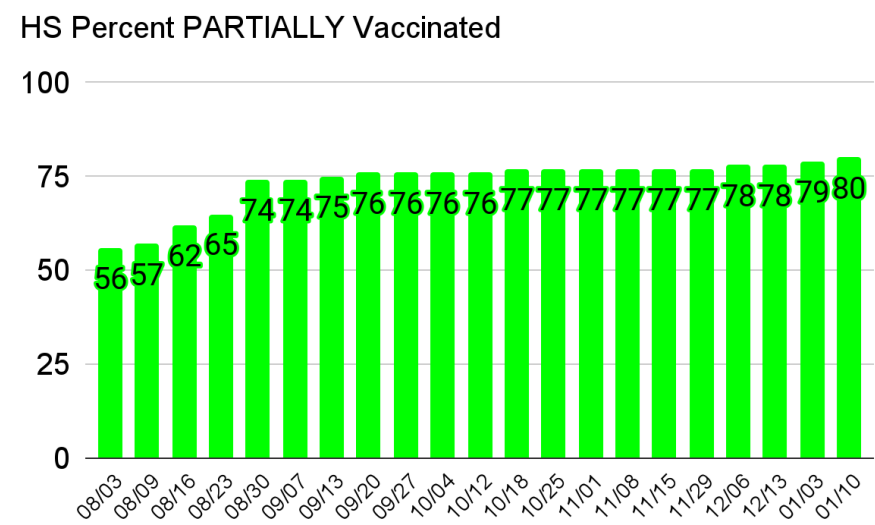
MS Percent PARTIALLY Vaccinated



MS Percent FULLY Vaccinated



District 200 Approximate HIGH SCHOOL Student Partial & Full Vaccination Rates (Illinois Department of Public Health Database)



Outbreak & Investigation



Illinois Department of Health Definition: Any three cases that are linked epidemiologically with respect to person, place (school building), and time (within 14 calendar days).

District 200 Investigation Protocol: For each case of two overlapping cases within a single school, District 200 looks beyond close contact (physical distancing) and also analyzes other factors, including the implementation of mitigations, information from nurses' notes, and ventilation data, visiting individual classrooms if needed.






District 200 has investigated and documented detailed results for 1,132 instances of overlapping cases. Except for a very small number of positive cases detected by Test to Stay, none of the students were close contacts to each other in the school environment, and the majority have been found not to spend time in common spaces in the school environment. For cases where there was a shared school space, a deeper investigation is conducted.

District 200 Safe Hours for School Environment

(MIT COVID-19 Indoor Safety Guideline Online App)

Week of January 10, 2021

Level	Meets or Exceeds 18 Hour Threshold*
Elementary/EC	
Middle School	
High School	

*The 18 hour threshold was based on our 2020 - 2021 data.