

# District 200 COVID-19 Data Update



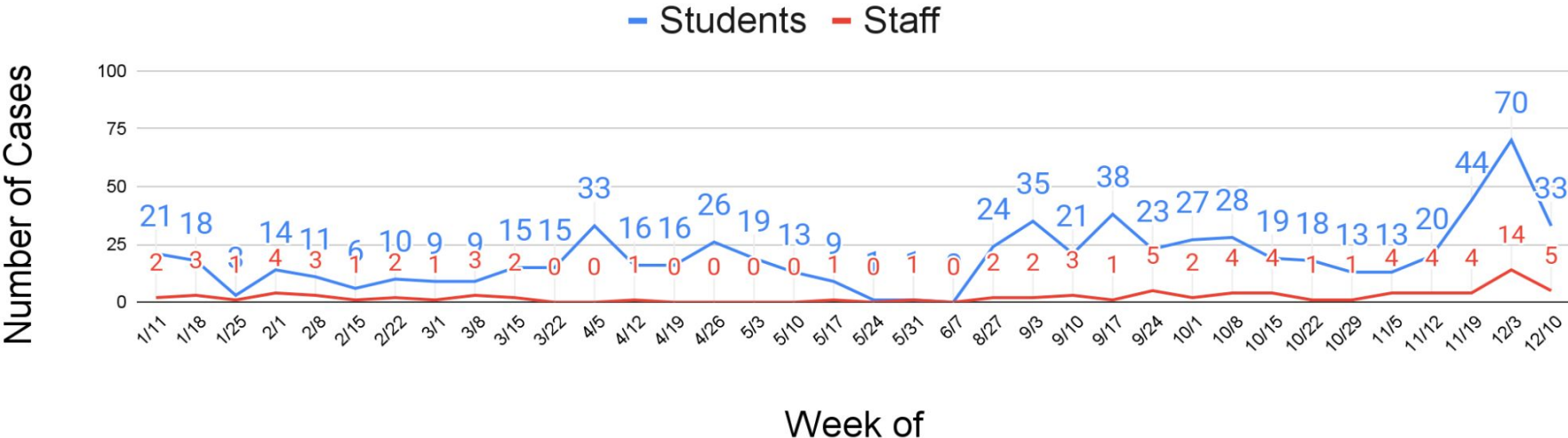
**Wednesday, December 8, 2021**

# District 200 New Cases per Week

(District 200 COVID Data Dashboard)

Current New Student Cases as of Noon Today: 33

Current New Staff Cases as of Noon Today: 5

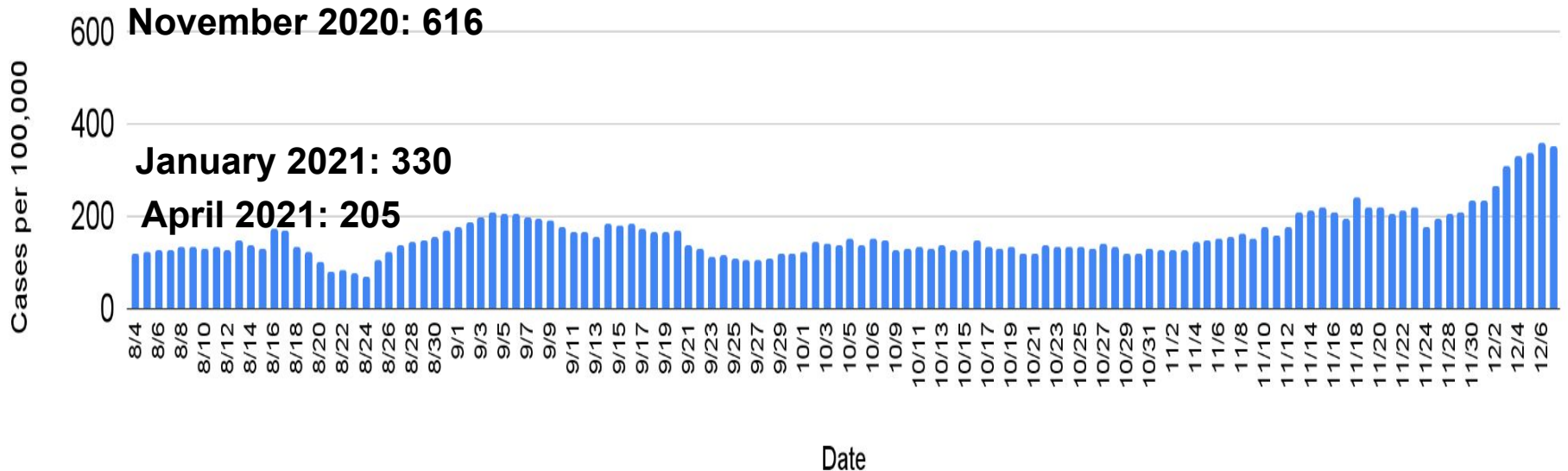


# Zip Code Cases per 100,000 Residents

(Northwestern Medicine COVID Dashboard)

(Historical: DuPage County from Illinois Department of Public Health)

Most Recent Cases per 100,000: 352



# District 200 Daily Public Data Snapshot

## (District 200 COVID Data Dashboard)

Data as of Noon Today

District 200 COVID-19 Public Data Snapshot																											
This data will continue to accumulate: December 4 - December 10, 2021																											
Data Current as of Wednesday, December 8																											
	D200	EC/EI	MS	HS/Tr	WN	WWSTrans	EMS	FMS	HMS	MMS	Bow	Em	Haw	John	Linc	Long	Low	Mad	PH	Sand	Wash	Whit	Wies	Jeff			
TOTAL New STUDENT Positive Cases so far THIS WEEK	33	9	9	15	11	4	0	0	3	2	4	2	0	0	1	0	1	2	0	2	0	1	0	0	0		
TOTAL New STAFF Positive Cases so far THIS WEEK	5	1	2	2	0	2	0	0	1	1	0	0	0	0	0	0	1	0	0	0	0	0	0	0	0		
CURRENT Quarantines - IN-SCHOOL Close Contact	23	3	5	15	13	2	0	0	0	5	1	0	0	0	1	0	0	0	0	0	1	0	0	0	0		
CURRENT Quarantines - OUT-OF-SCHOOL Close Contact	98	60	23	15	8	9	0	3	4	7	9	7	0	2	7	5	5	1	8	8	7	5	1	2	4		

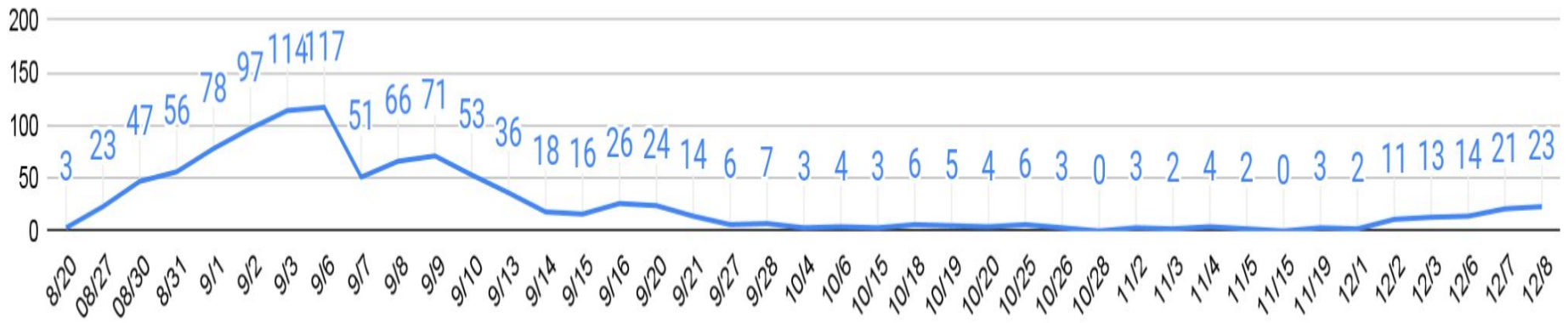
Positive case data on these snapshots continues to accumulate until the end of the week (Friday).  
 For example, if a school shows one new case on Tuesday and two new cases on Wednesday, that means there are two total new cases so far this week at that school.  
 Quarantine data fluctuates constantly, as students begin quarantine and return to school on various dates. The district will continue to report the highest number of the week for each school.

# District 200 Students Quarantined for Close Contact

(District 200 COVID Data Dashboard)

Data as of Noon Today

Total CURRENT In School CC Quarantines



# Test to Stay

(District 200 COVID Data Dashboard)

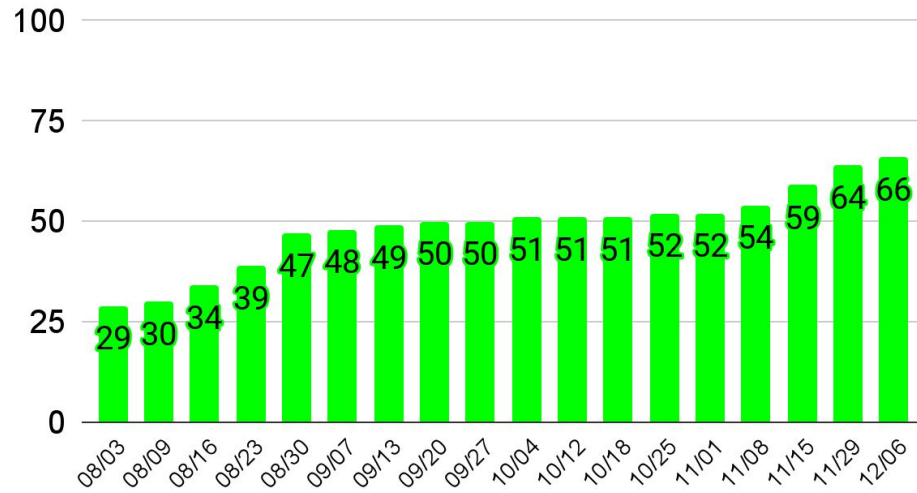


Data as of Noon Today

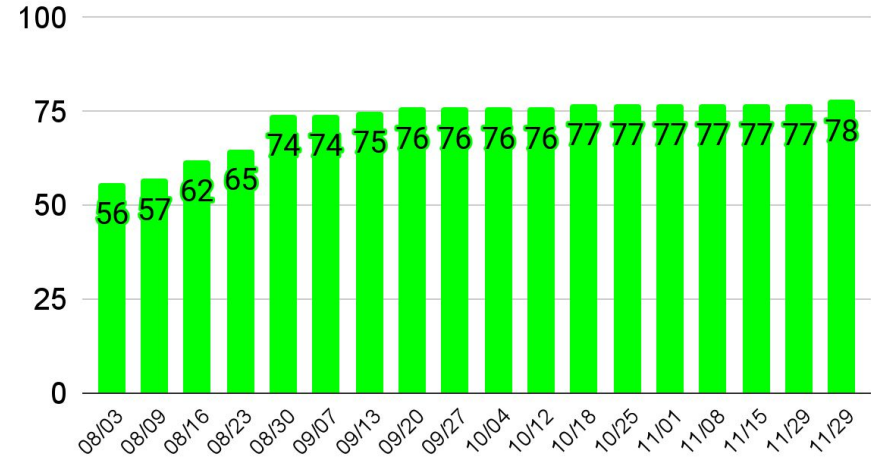
Students Kept Safely in School - Completed Process	81
Students Being Kept Safely in School - Current	14
Positivity Rate	1.32%

# District 200 Approximate Student PARTIAL Vaccination Rate (Illinois Department of Public Health Database)

MS Percent PARTIALLY Vaccinated

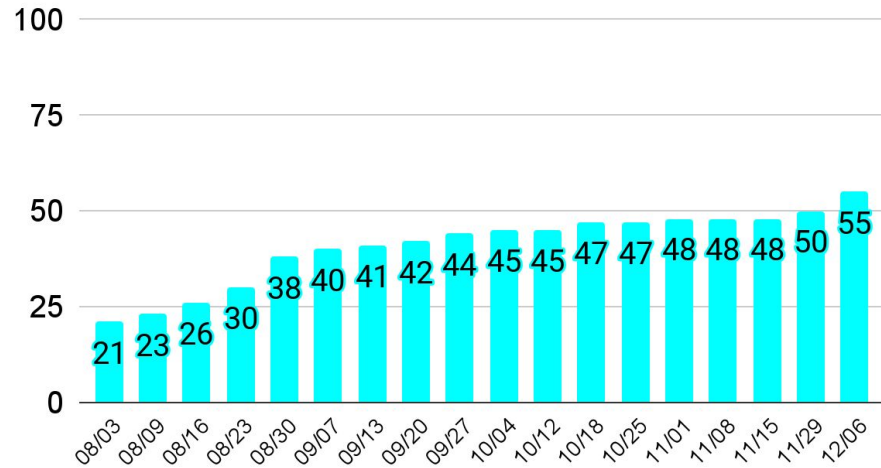


HS Percent PARTIALLY Vaccinated

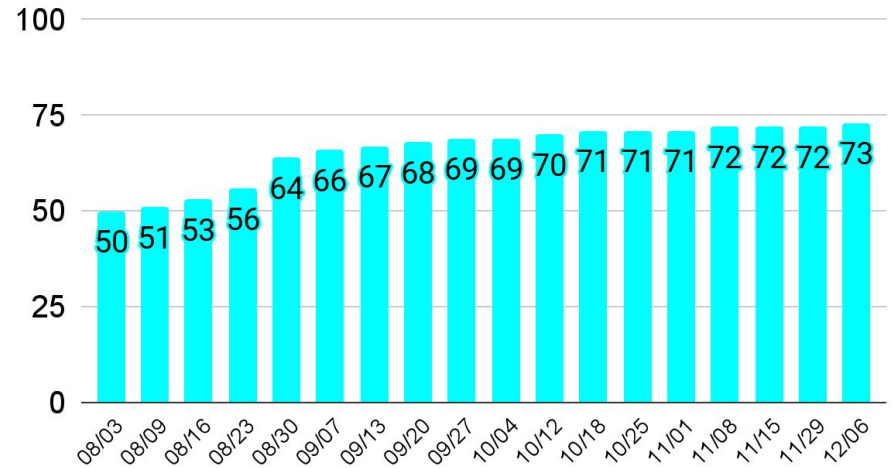


# District 200 Approximate Student FULL Vaccination Rate (Illinois Department of Public Health Database)

MS Percent FULLY Vaccinated



HS Percent FULLY Vaccinated





# Outbreak & Investigation



Illinois Department of Health Definition: Any three (formerly two) cases that are linked epidemiologically with respect to person, place (school building), and time (within 14 calendar days).

District 200 Investigation Protocol: For each case of two overlapping cases within a single school, District 200 looks beyond close contact (physical distancing) and also analyzes other factors, including the implementation of mitigations, information from nurses' notes, and ventilation data, visiting individual classrooms if needed.






District 200 has investigated and documented detailed results for 255 instances of overlapping cases. Almost none of the students were close contacts to each other in the school environment, and the majority have been found not to spend time in common spaces in the school environment. For cases where there was a shared school space, a deeper investigation is conducted and additional mitigations are applied as needed.

# District 200 Safe Hours for School Environment

(MIT COVID-19 Indoor Safety Guideline Online App)

## Week of December 6, 2021

Level	Meets or Exceeds 18 Hour Threshold*
Elementary/EC	
Middle School	
High School	

\*The 18 hour threshold was based on our 2020 - 2021 data.