



Middle School Master Plan Update

Perkins&Will

Agenda

01 – Introductions

02 – Planning Process

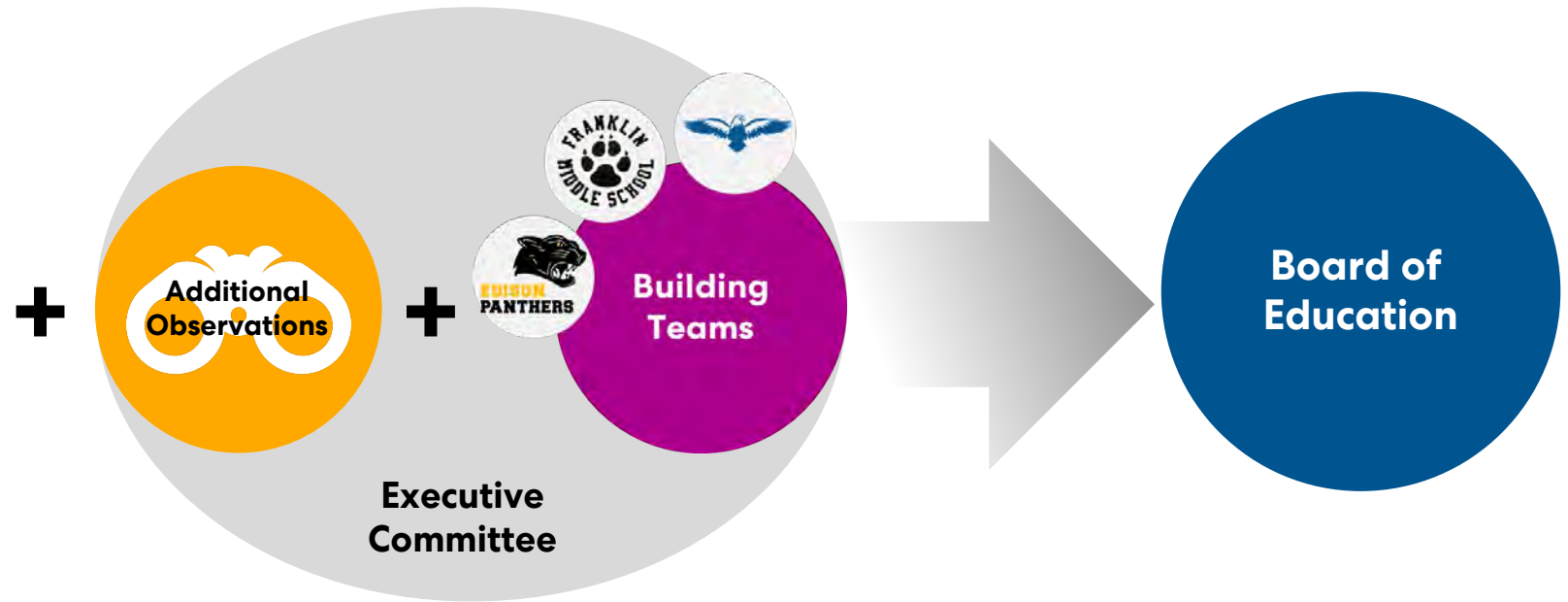
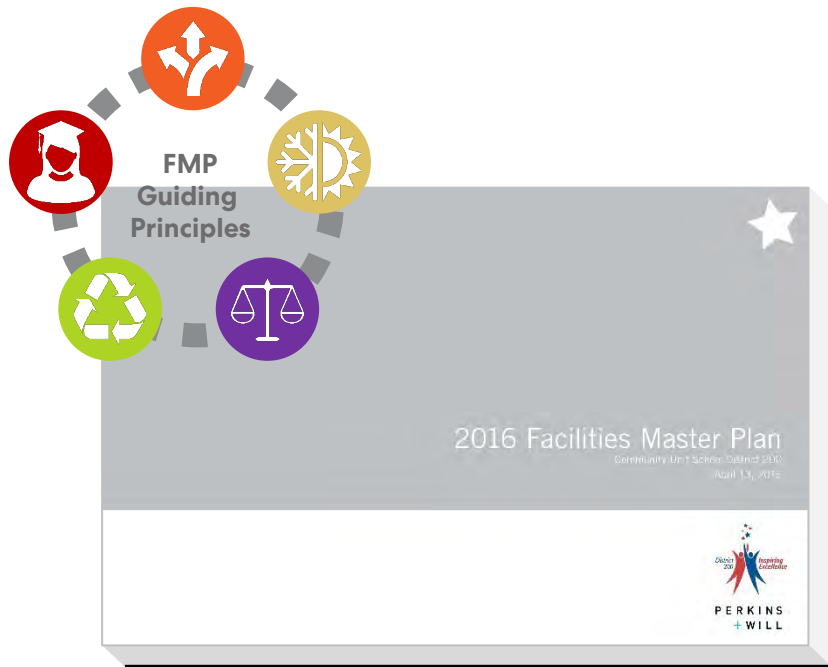
03 – Proposed Improvements

04 – Budget Development

05 - Discussion

Planning Process

Process



Common Areas of Improvement



Student Wellness / Itinerant Spaces

Common Areas of Improvement



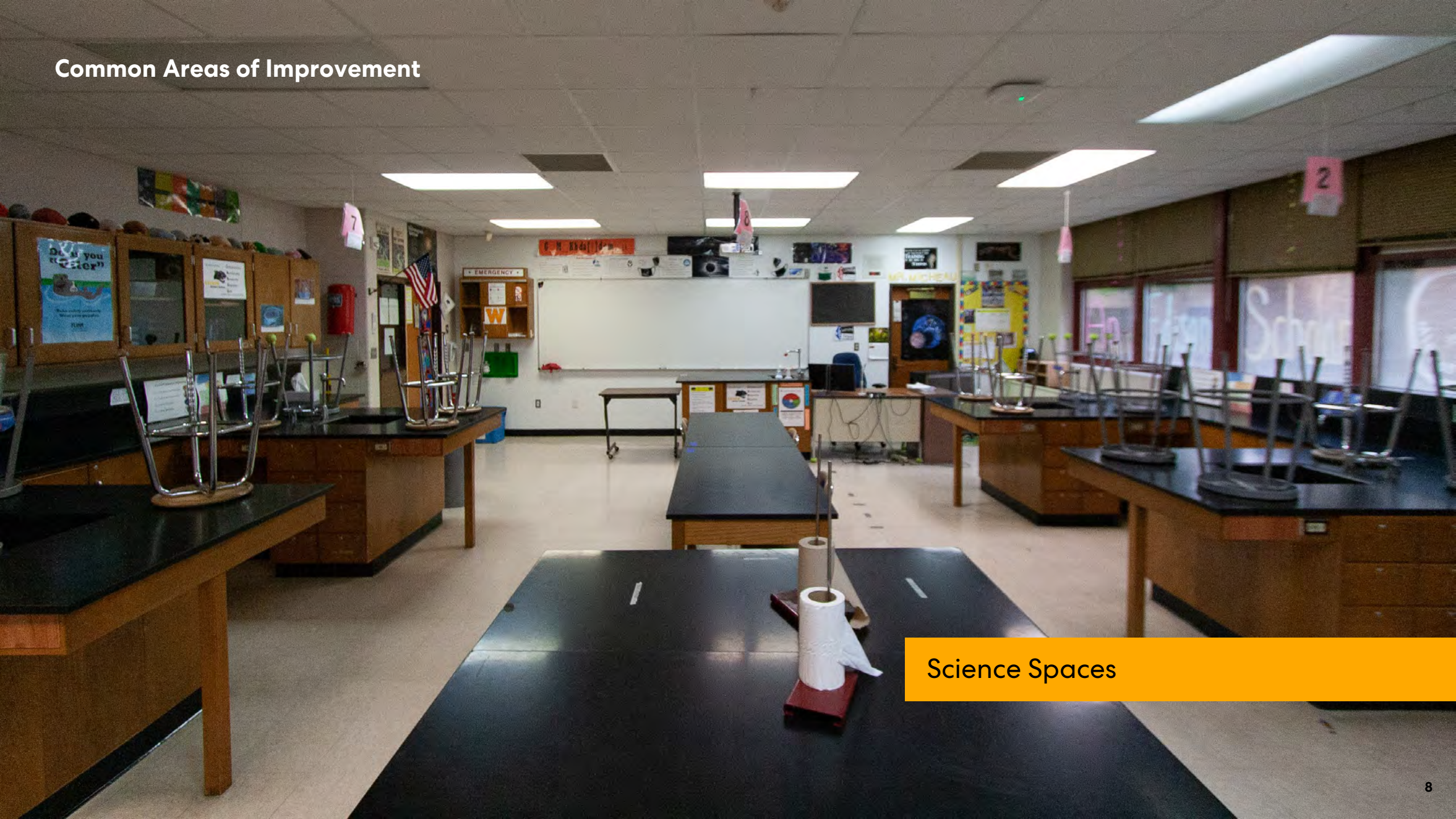
Library Learning Centers

Common Areas of Improvement



Classroom Environment

Common Areas of Improvement



Science Spaces

Common Areas of Improvement



Small Group / Collaboration Spaces

Common Areas of Improvement



Performing & Visual Arts Spaces

Common Areas of Improvement



Building Look/Feel


Common Areas of Improvement



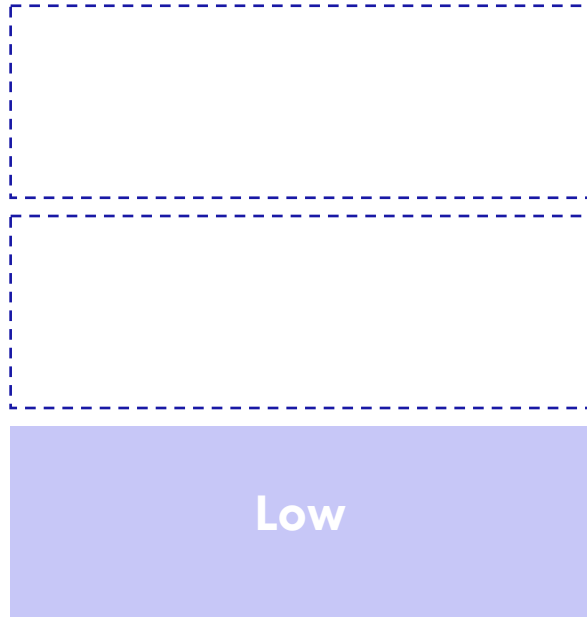
Building Systems

Proposed Improvements

Three-Tier Approach

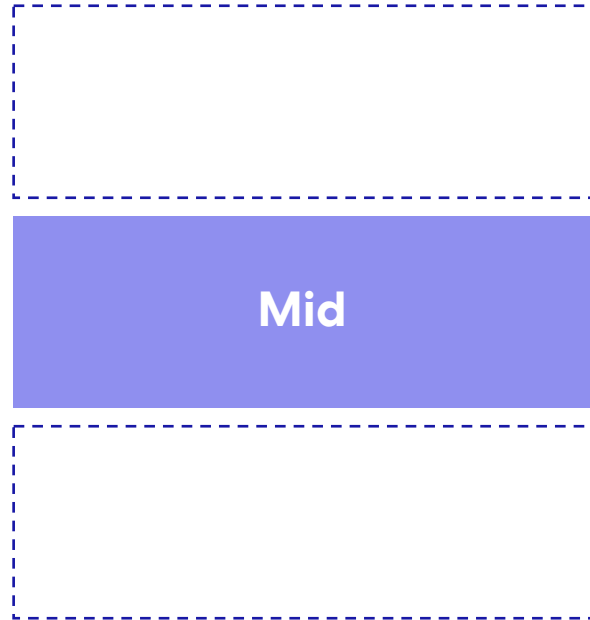


Three-Tier Approach



Basic Infrastructure Needs

Three-Tier Approach

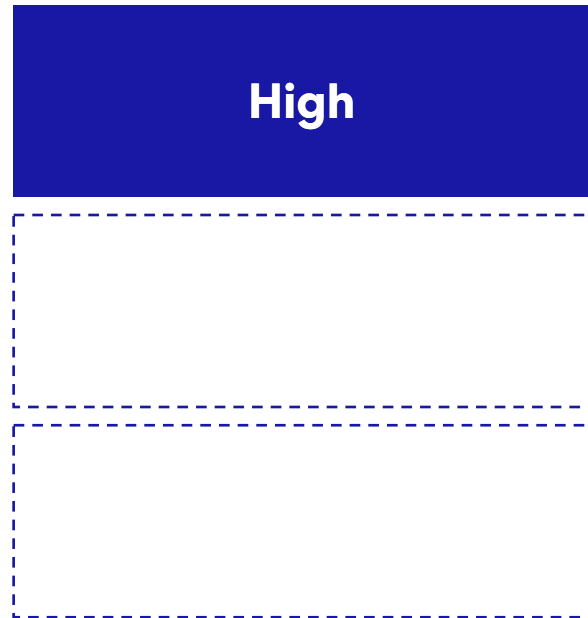


Educational Improvements working
within the Existing Building Footprint

+

Basic Infrastructure Needs

Three-Tier Approach



Educational Improvements working
outside the Existing Building Footprint


+

Educational Improvements working
within the Existing Building Footprint

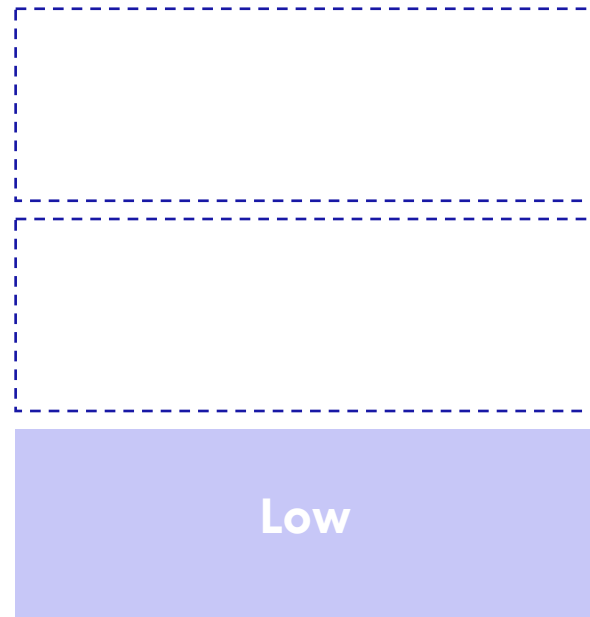
+

Basic Infrastructure Needs

Three-Tier Approach



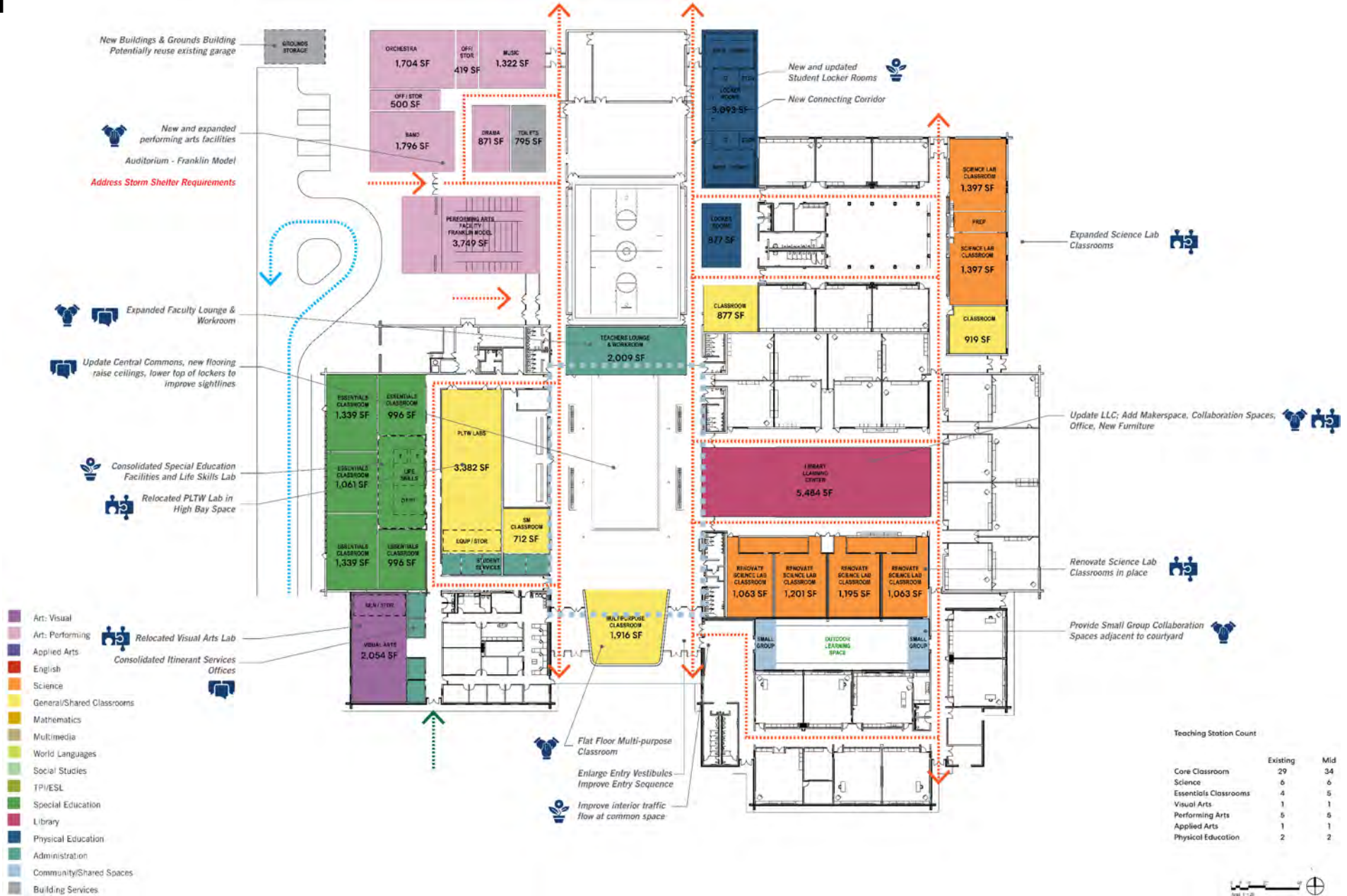
Concept Diagrams – Low Option



- There is no 'do nothing option'
- Each campus has significant deferred maintenance needs
- Address Health/Life Safety, Maintenance and Physical Plant needs (finishes, maintenance improvements, etc)
- No reconfiguration or upgrade to educational environments

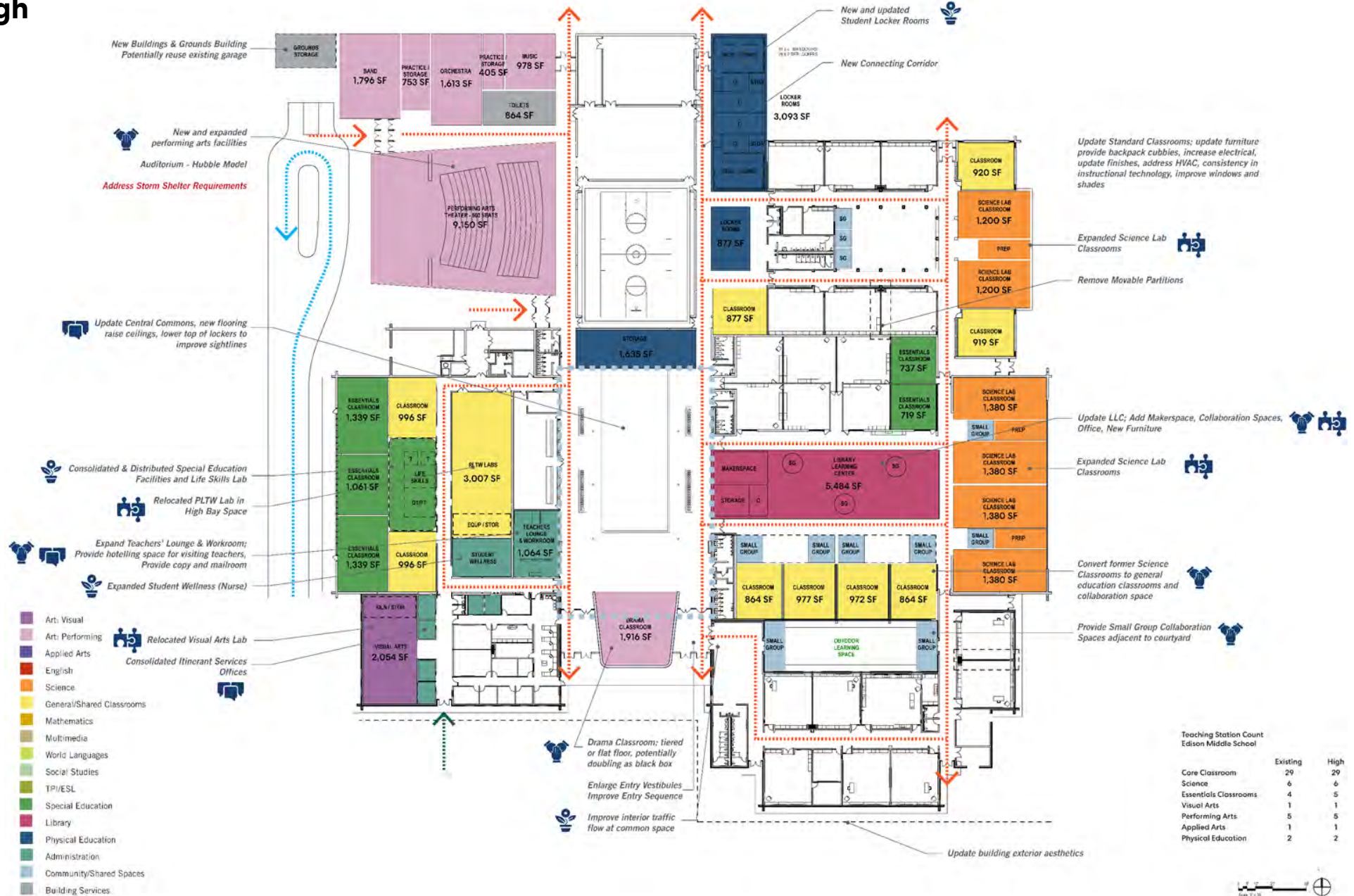
Monroe - Mid

High
Mid
Low



Monroe - High

High
Mid
Low



Monroe – Option Evaluation

Improvement Categories	Monroe – Low	Monroe – Mid	Monroe – High
Student Services	--	☾	⦿
Itinerant Services	--	☾	⦿
Classroom Environment	○	☾	☾
Library Learning Centers	--	☾	⦿
Science Lab Classrooms	--	☾	⦿
Small Group/ Collaboration Space	--	☾	⦿
Visual & Performing Arts	--	☾	⦿
Building Look & Feel	☾	☾	☾
Building Systems	--	☾	☾

- No improvement
- Minimally Improved
- ☾ Partially Improved
- ⦿ Fully Improved

Edison – Mid – Level 1

High
Mid
Low



- Art: Visual
- Art: Performing
- Applied Arts
- English
- Science
- General/Shared Classrooms
- Mathematics
- Multimedia
- World Languages
- Social Studies
- TPI/ESL
- Special Education
- Library
- Physical Education
- Administration
- Community/Shared Spaces
- Building Services

Teaching Station Count Edison Middle School		
	Existing	Mid
Core Classroom	24	26
Science	5	5
Special Education SC	3	4
Special Education LG	2	2
Special Education SM	4	4
Visual Arts	1	1
Performing Arts	3	3
Applied Arts	1	1
Physical Education	4	4



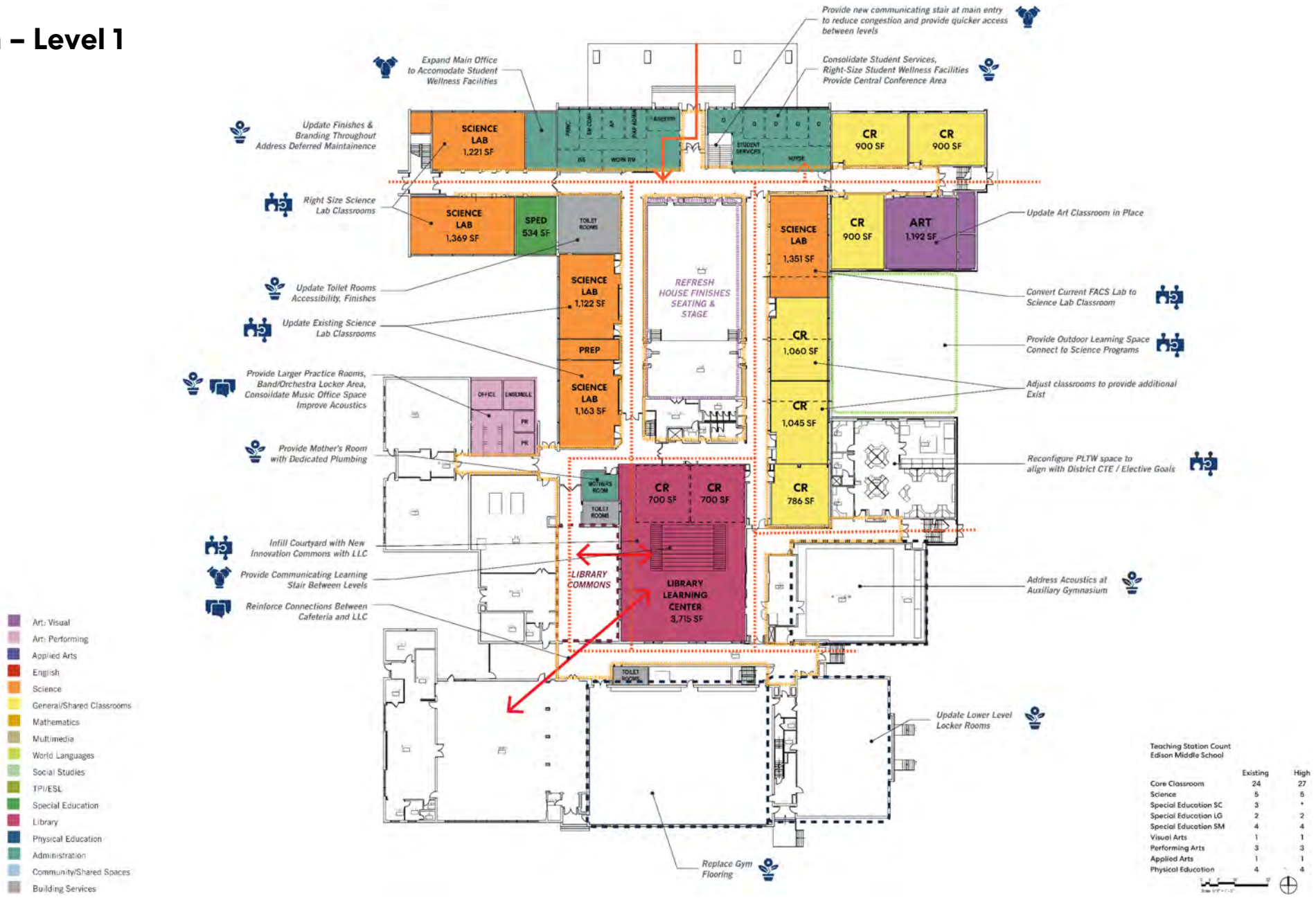
Edison – Mid – Level 2

High
Mid
Low



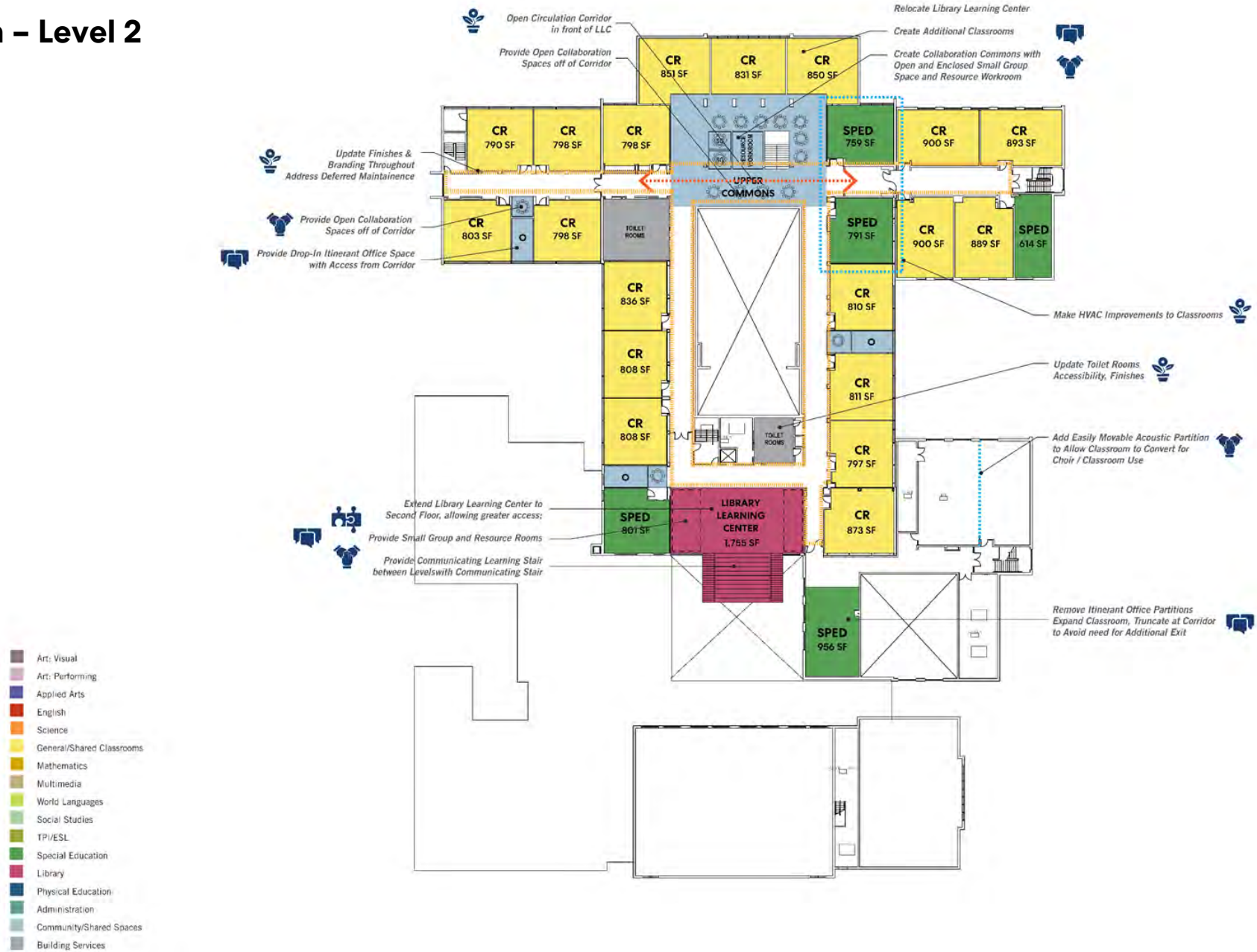
Edison – High – Level 1

High
Mid
Low



Edison – High – Level 2

High
Mid
Low



Edison – Option Evaluation

Improvement Categories	Edison – Low	Edison – Mid	Edison – High
Student Services	--	☾	⊙
Itinerant Services	--	☾	⊙
Classroom Environment	○	☾	☾
Library Learning Centers	--	☾	⊙
Science Lab Classrooms	--	☾	⊙
Small Group/ Collaboration Space	--	☾	⊙
Visual & Performing Arts	--	☾	⊙
Building Look & Feel	☾	☾	⊙
Building Systems	--	☾	☾

- No improvement
- Minimal Improvement
- ☾ Partial Improvement
- ⊙ Full Improvement

Franklin Mid Level 1

- High
- Mid
- Low




Franklin Mid Level 2

- High
- Mid
- Low



Franklin Mid Lower Level

High
Mid
Low




Franklin High Level 1

High
Mid
Low



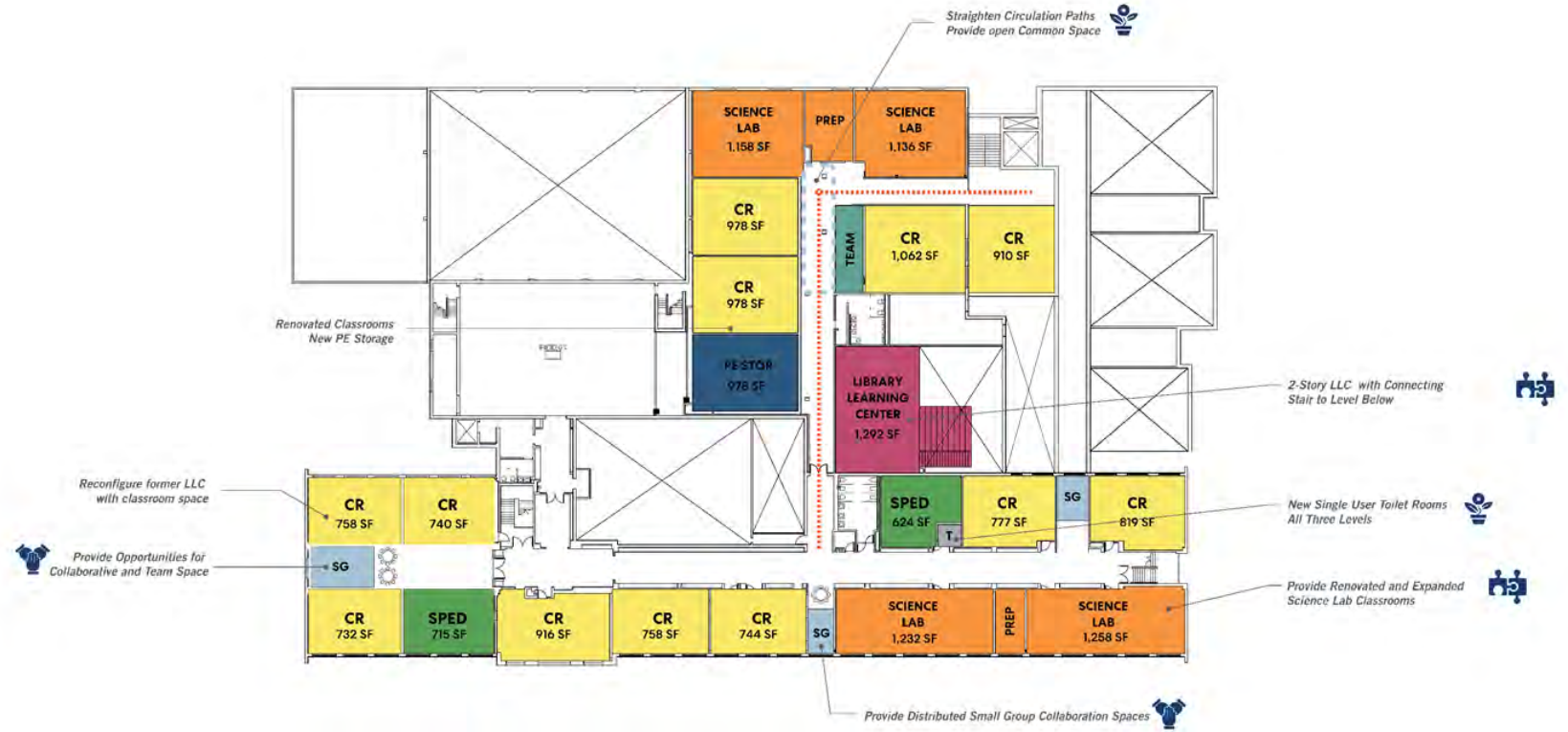
Teaching Station Count

	Existing	High
Core Classroom	22	23
Science	6	6
Special Education - Large	2	2
Special Education - Small	2	2
Visual Arts	1	1
Performing Arts	4	4
Applied Arts	1	1
Physical Education	3	3



Franklin High Level 2

High
Mid
Low



Franklin High Lower Level

High
Mid
Low



Franklin – Option Evaluation

Improvement Categories	Franklin – Low	Franklin – Mid	Franklin – High
Student Services	--	☾	⦿
Itinerant Services	--	☾	⦿
Classroom Environment	○	☾	☾
Library Learning Centers	--	☾	⦿
Science Lab Classrooms	--	☾	⦿
Small Group/ Collaboration Space	--	☾	⦿
Visual & Performing Arts	--	☾	⦿
Building Look & Feel	☾	☾	⦿
Building Systems	--	☾	☾

- No improvement
- Minimally Improved
- ☾ Partially Improved
- ⦿ Fully Improved

Budget Development

Budget Development Scope Assessment Example

- Demolition – Whole/Partial Building
- New Construction / Addition
- Light Renovation (Building Finishes)
- Medium Renovation (Reconfiguration)
- Heavy Renovation (Extensive Reconfiguration / Plumbing Work)




Budget Development Process



Entire Master Plan
'Low, Mid, & High'

Prioritization
Process



Phase 1 -
Priority & Enabling
Projects

DRAFT Order of Magnitude Budget Ranges

	Mid	High
Edison	\$20.2 – 22.4 MM	\$27.5 - 30.5 MM
Franklin	\$15.9 – 17.6 MM	\$27.8 - 30.8 MM
Monroe	\$37.3 – 41.3 MM	\$44.5 – 49.2 MM

Budget includes:

1. Construction Contingency
2. Escalation to 2025-2027 pricing at 4% per annum
3. CM Fees, General Conditions, Bonds & Insurance
4. Additional Soft Costs, A/E fees, Geotech, Surveying, etc.

Budget does **not** include:

1. Builder's Risk Insurance
2. Furniture, Fixtures, & Equipment (FF&E)
3. Hazardous Materials Abatement (Design & Execution)

Next Steps



Community
Advisory
Committee

February 15, 2023



Board
Update &
Discussion

March 8, 2023

Thank you!
Questions / Discussion