

Vision 2022 Data Dashboard and Learning Acceleration



Guiding Questions

- 1 Which Vision 2022 dashboard components related to student learning are able to be updated?
- 2 What can we learn from the results?
- 3 What are the results of the most recently administered academic assessments?
- 4 How do these results align with our current Learning Acceleration plans?
How will we enhance our Learning Acceleration plans?

Vision 2022 Student Learning Components

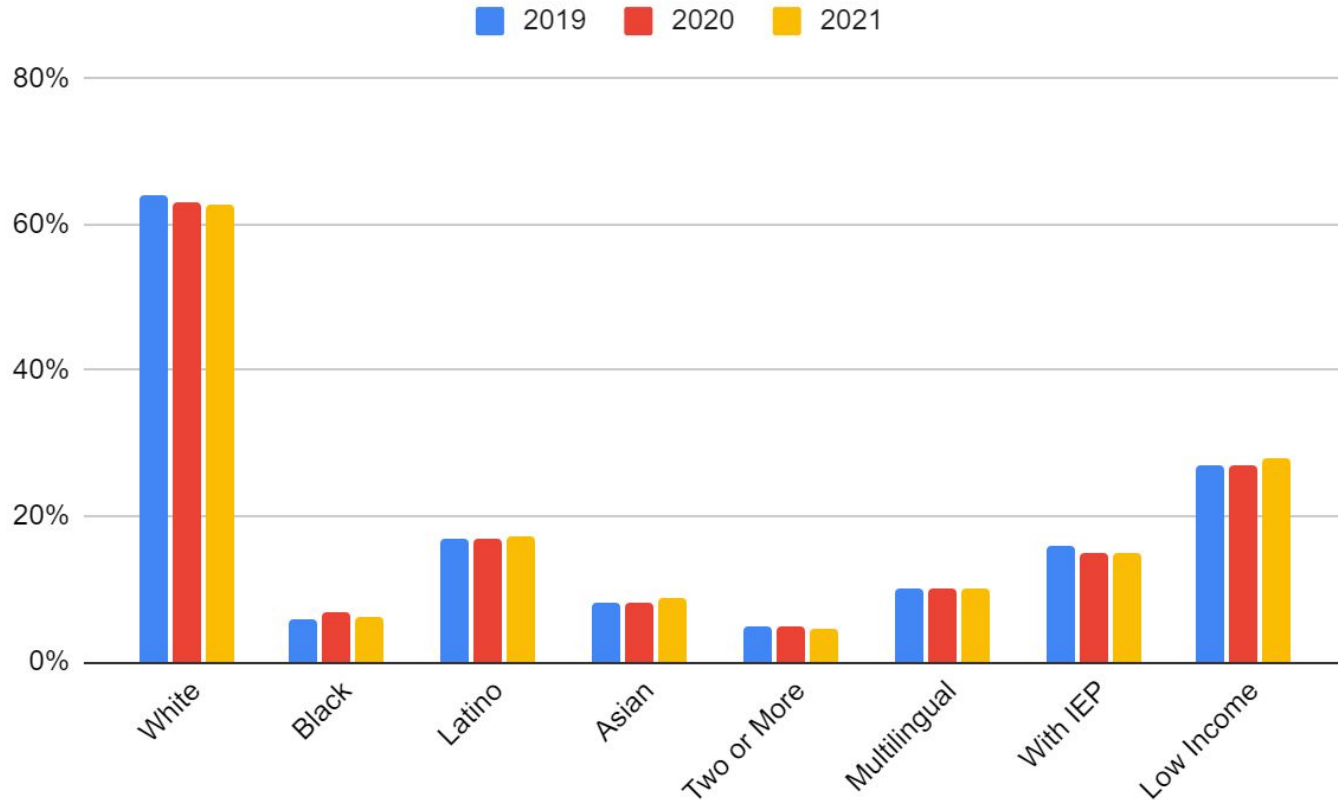
Updated Results

- Graduation Rate
- Percentage of Graduates with a “C” or higher in at least one AP or Dual Credit Class
- Percentage of Freshmen On Track to Graduate
- Percentage of K-12 Students with at Least 90% Attendance

Delayed Data/Unable to Update

- Average SAT Score
- Percentage of Students Making Adequate Growth from 8th PSAT to SAT
- Percentage of K-8 Students on the Road to Readiness in Reading: End of Year Assessments
- Percentage of K-7 Students on the Road to Readiness in Math: End of Year Assessments

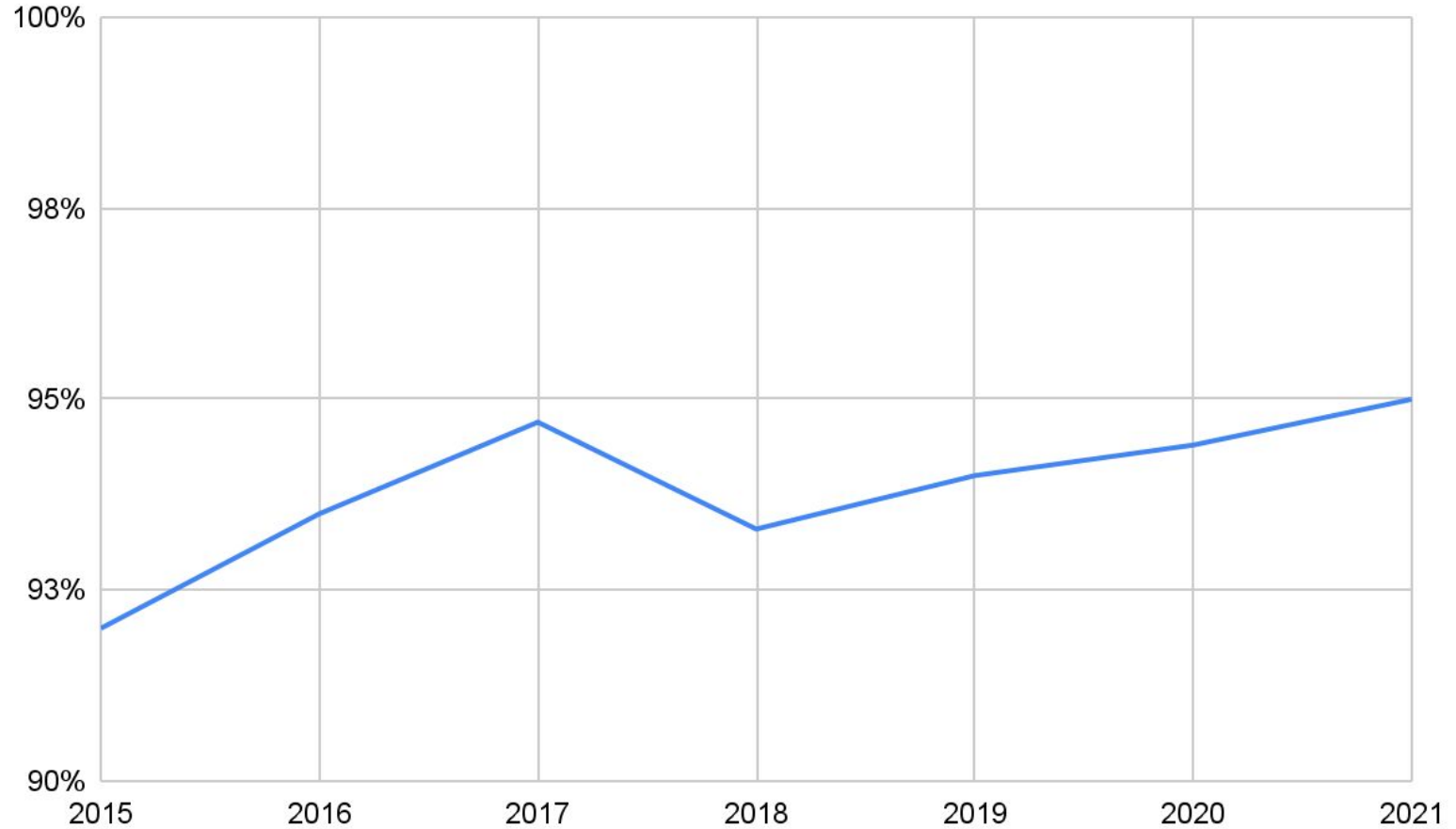
Enrollment by Demographics



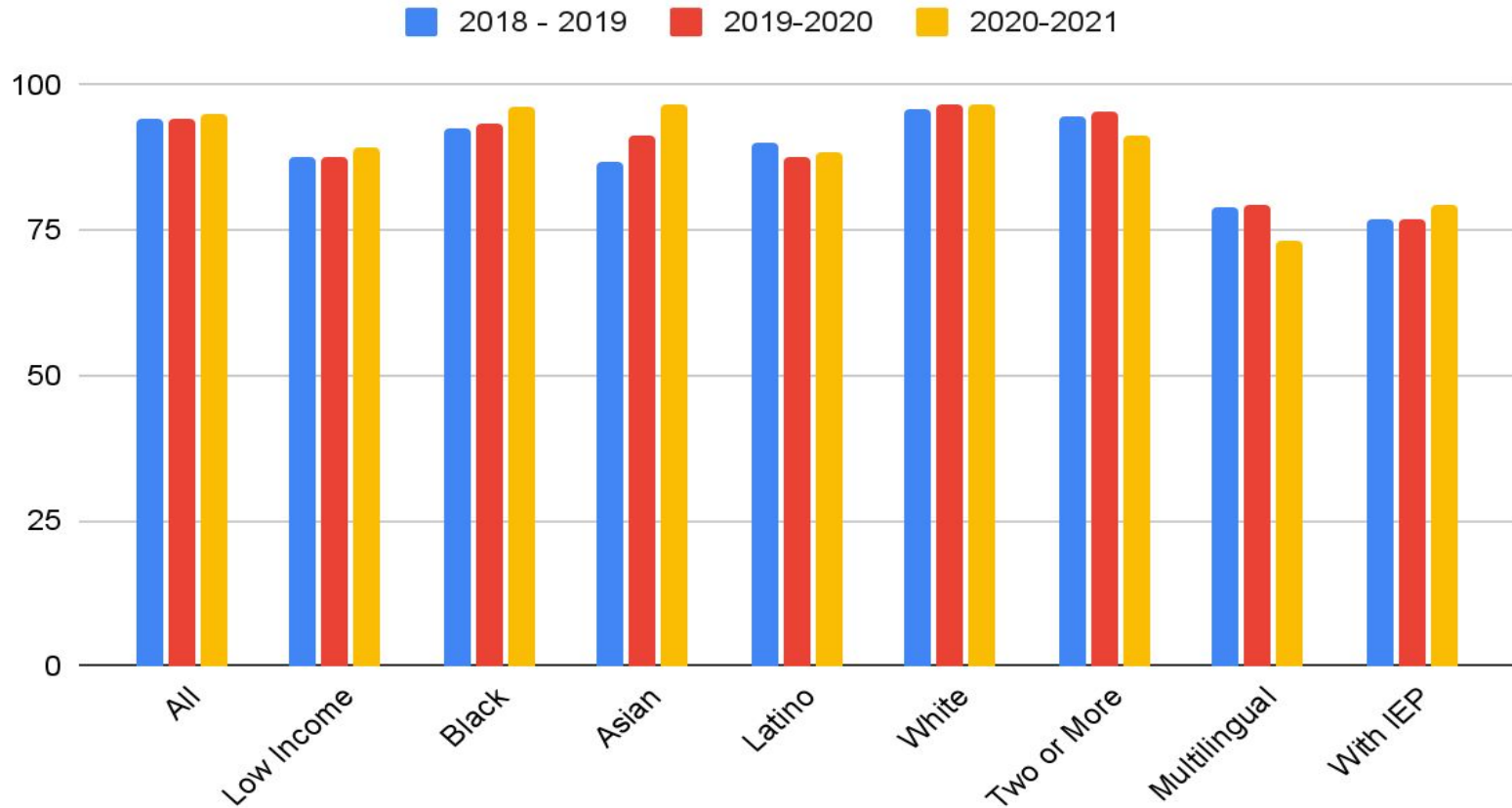
Guiding Questions

- 1 Which Vision 2022 dashboard components related to student learning are able to be updated?
- 2 What can we learn from the results?
- 3 What are the results of the most recently administered academic assessments?
- 4 How do these results align with our current Learning Acceleration plans?
How will we enhance our Learning Acceleration plans?

Graduation Rate Historical Trend Data



Graduation Rate by Demographic



Advanced Placement and Dual Credit Courses

Advanced Placement

- We currently offer 20 Advanced Placement courses
- AP Inspiring Excellence program has focused on recruiting efforts and summer bridge programming

Dual Credit

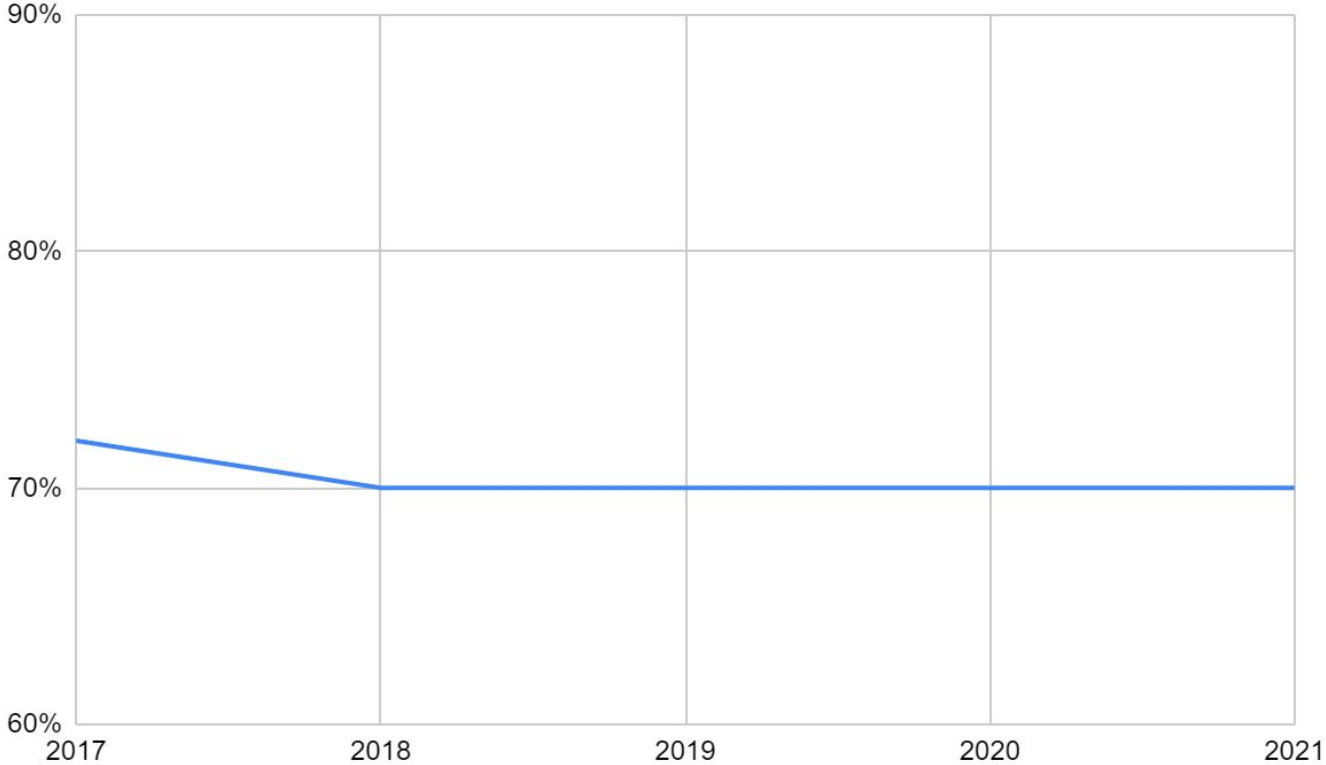
Dual Credit courses allow high school students to enroll in college-level coursework and secure credit at both the high school and college level simultaneously. Courses are taught by high school instructors who are approved by the college.

Current courses:

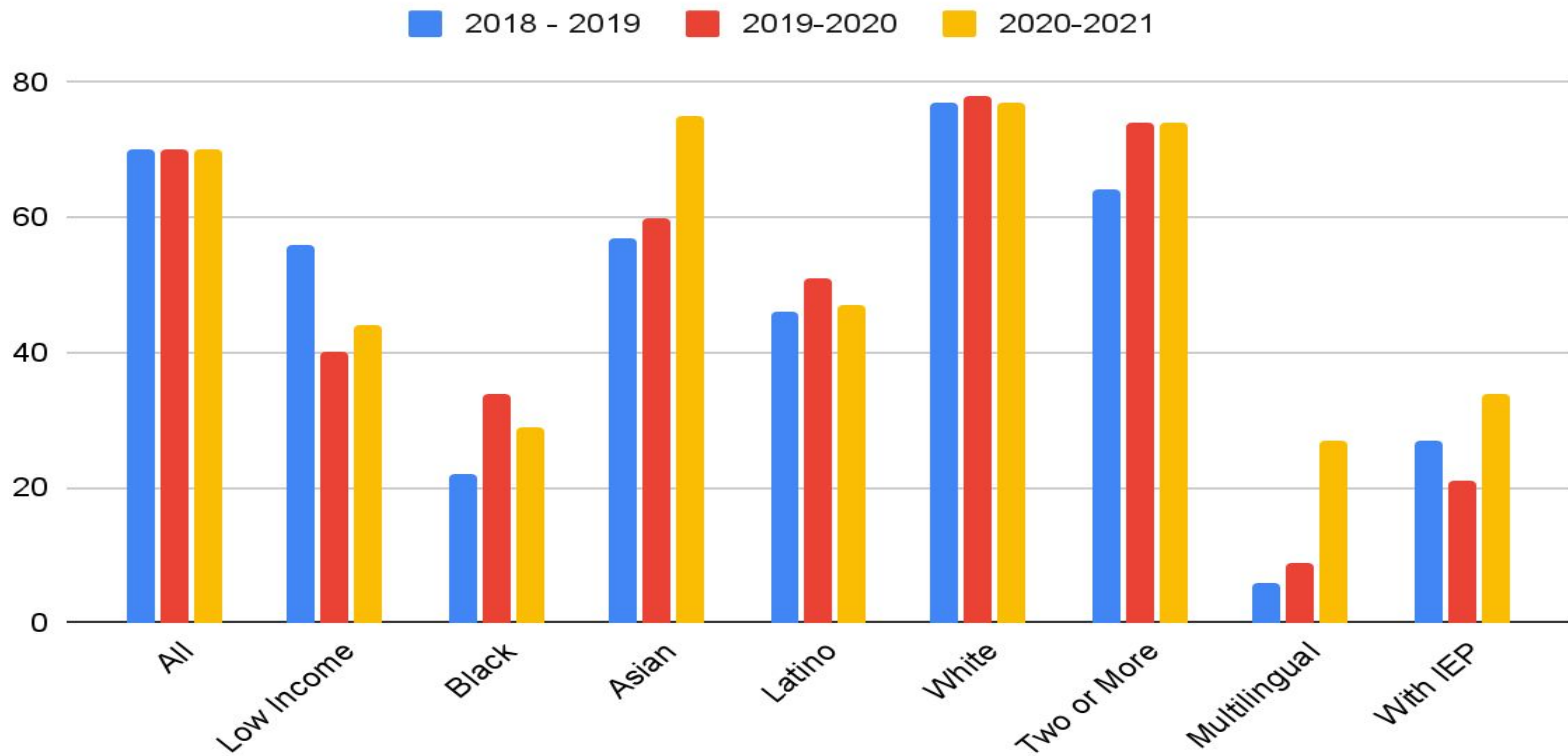
- U.S. History: 3 credits per semester
- Photography 1: 3 credits
- Photography 2: 3 credits
- Sociology: 3 credits

In November a course proposal for Introduction to Teaching 1 and 2 will be included on the Consent Agenda. Both are Dual Credit Courses.

% of Graduates with a “C” or higher in at least one AP or Dual Credit Course Historical Trend Data



% of Graduates with a “C” or higher in at least one AP or Dual Credit Course by Demographic



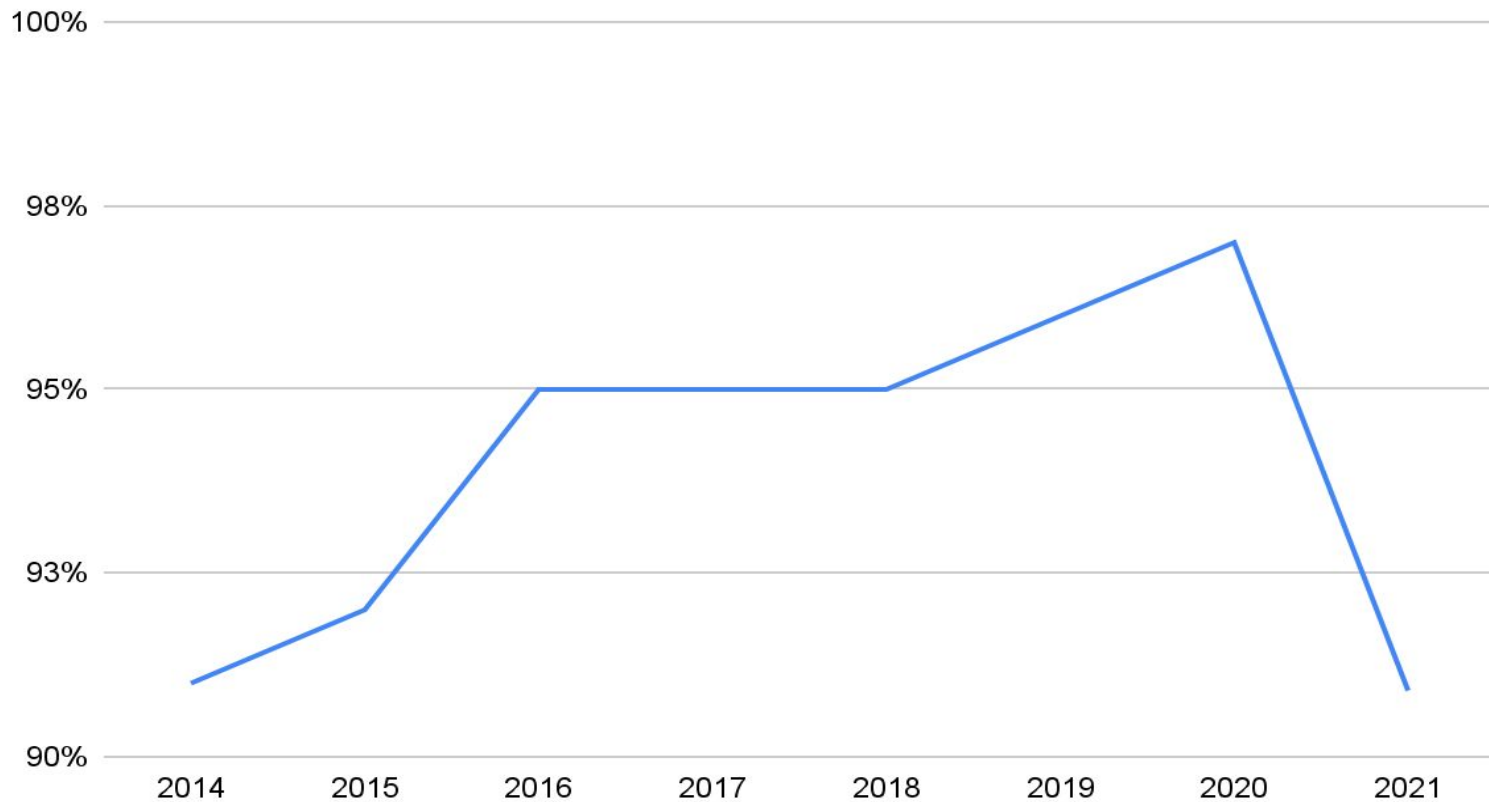
Freshmen On Track to Graduate

Freshmen on track is a key predictor of high school success. Students who finish the ninth-grade year on track are almost four times as likely to graduate from high school as students who are not on track.

State Metric Description

This metric is the percentage of first-time ninth-grade students who have earned at least five course credits without failing more than 0.5 course credits in their core subjects (English, math, science, or social studies). Course credits from the summer session are not included in this calculation.

Freshmen On Track to Graduate Historical Trend Data

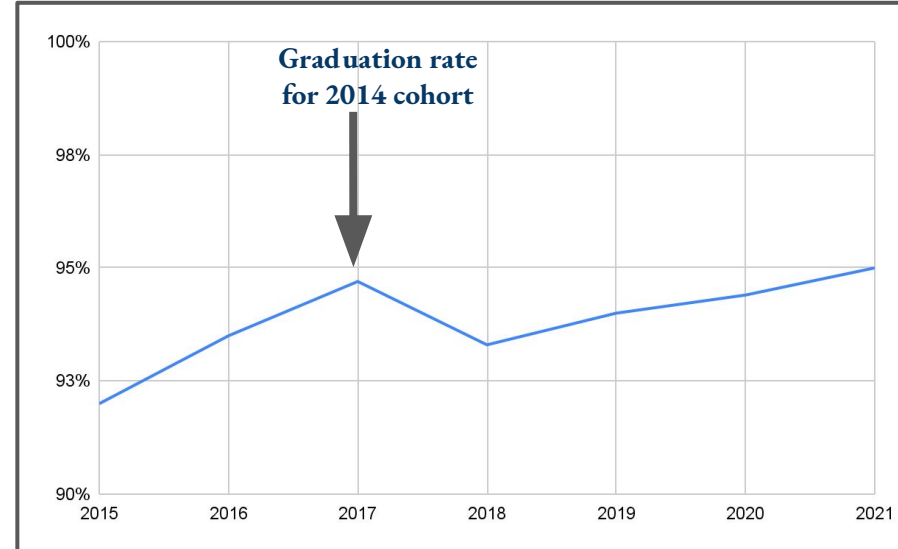
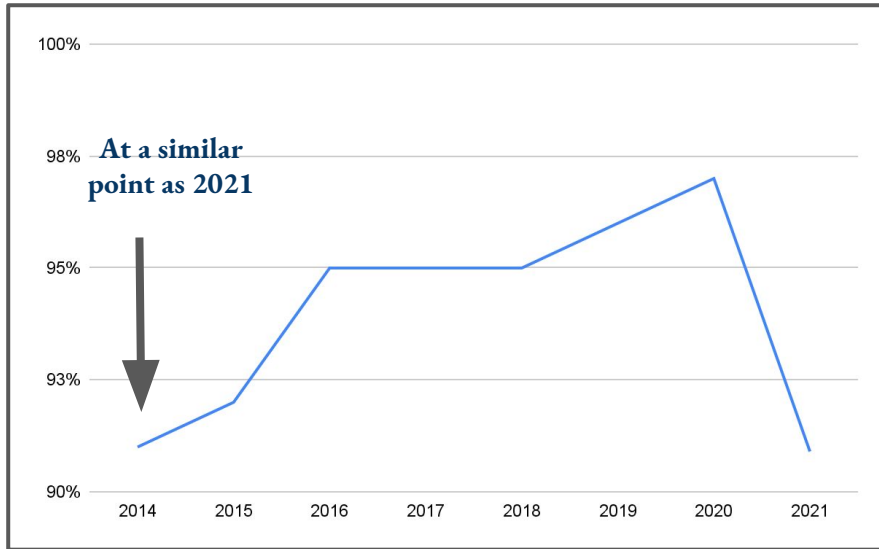


Freshmen On Track to Graduate 2020-21

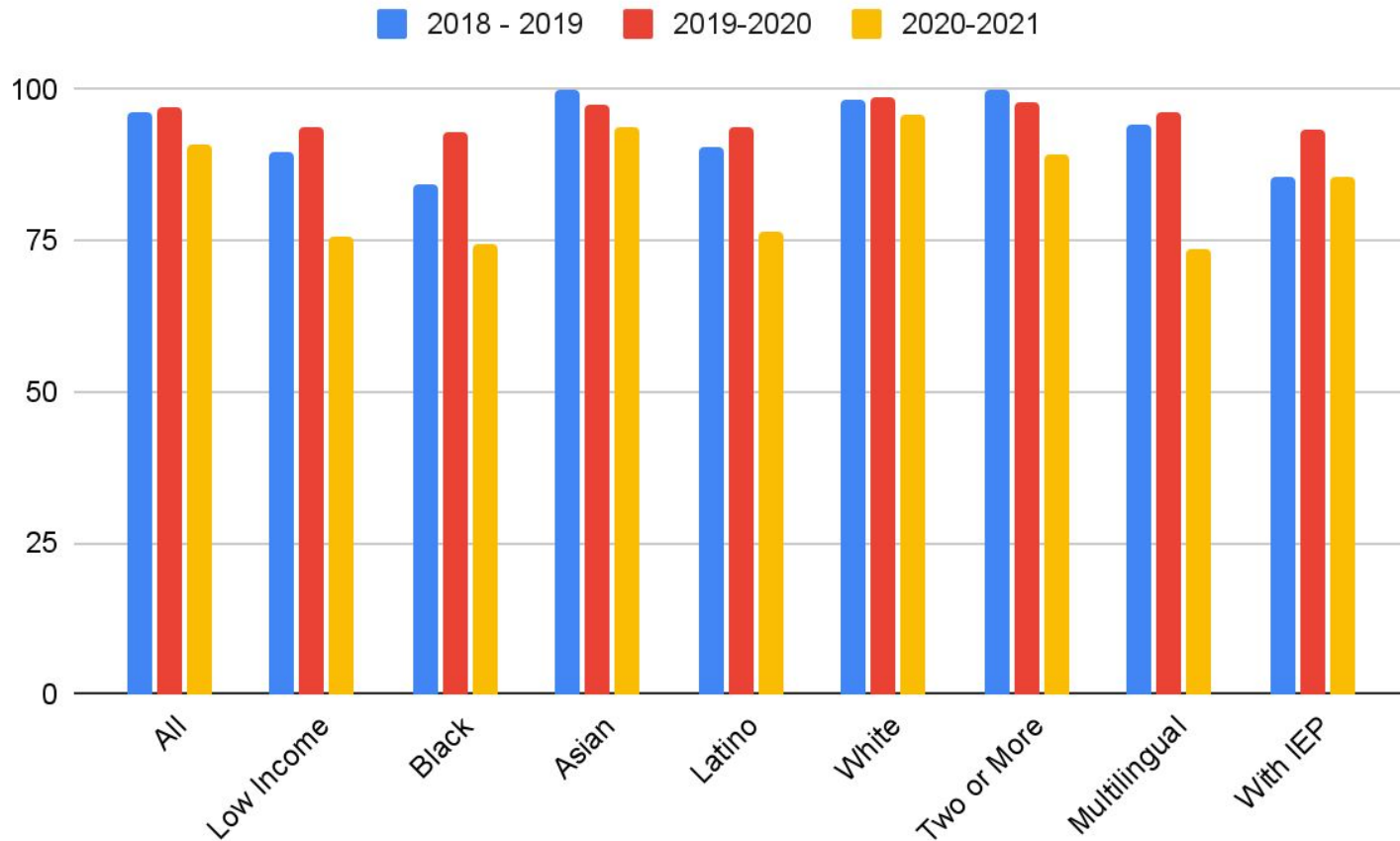
Root Cause Analysis

1. Many of these students were fully virtual and had attendance concerns.
2. Juniors and seniors were prioritized first to bring back in-person four days a week.
3. Juniors and seniors have been prioritized for credit recovery work to ensure graduation and postsecondary enrollment.
4. The pandemic disrupted our systems for analyzing course placement during semester 1 for freshman.

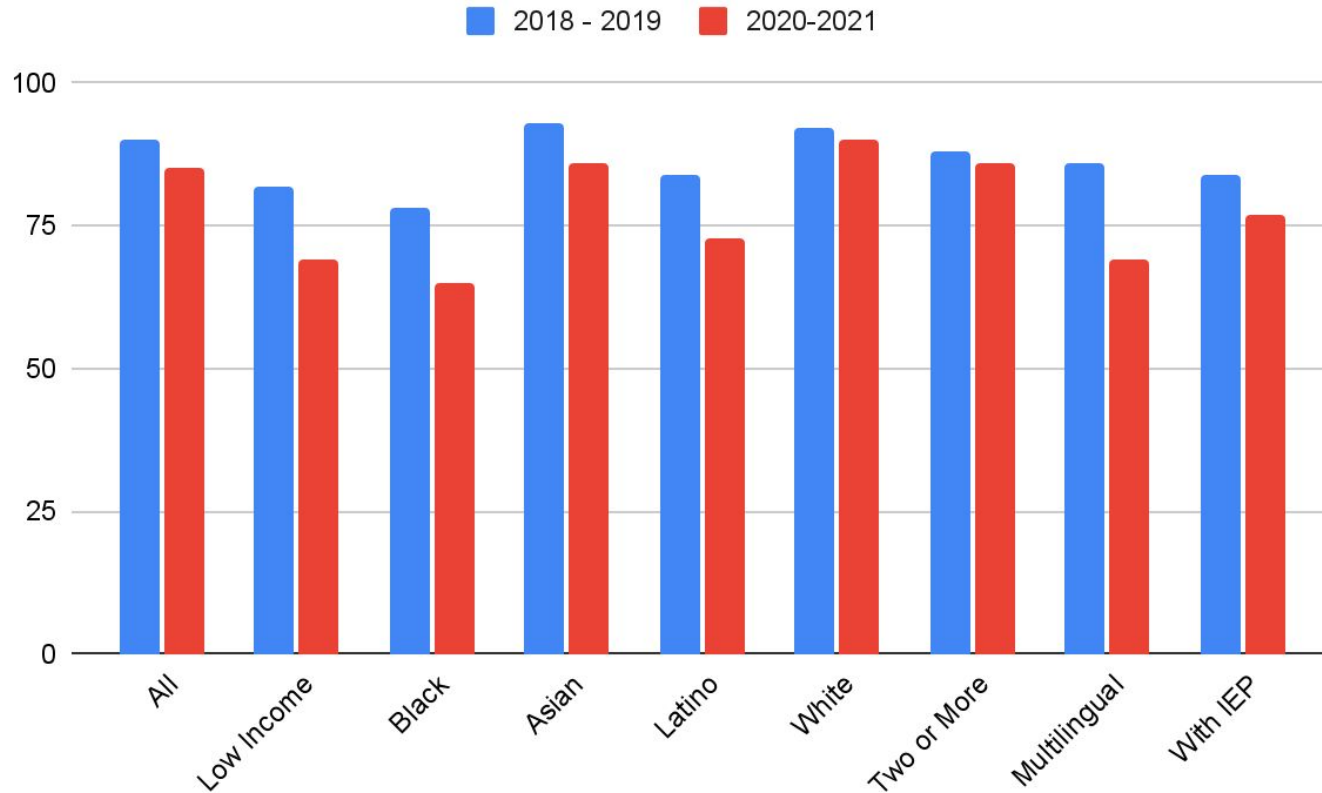
Freshmen On Track to Graduate Historical Trend Data



Freshmen On Track to Graduate by Demographic



Percentage of Students with at least 90% Attendance by Demographic



**2019-2020 not included due to suspended formal state data collection process during the stay at home order*

State Assessment Data

ISBE has reported the following data are “delayed due to COVID-19”

- Illinois Assessment of Readiness (IAR)
- SAT

There was limited participation in state assessments last school year

We anticipate being able to report these results in December

Guiding Questions

1 Which Vision 2022 dashboard components related to student learning are able to be updated?

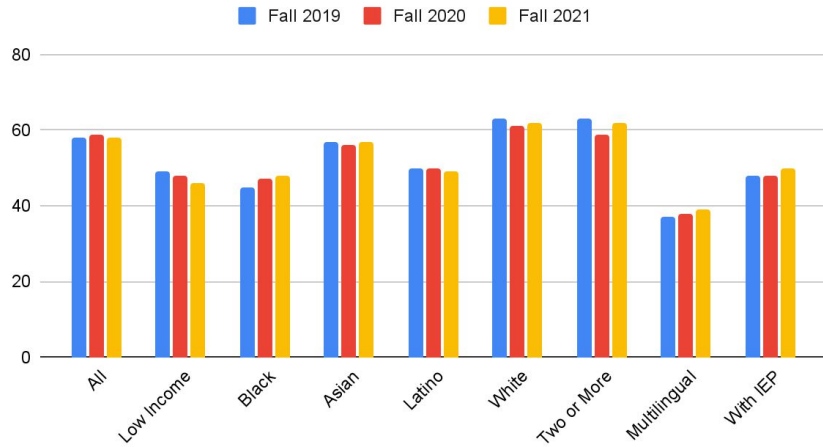
2 What can we learn from the results?

3 What are the results of the most recently administered academic assessments?

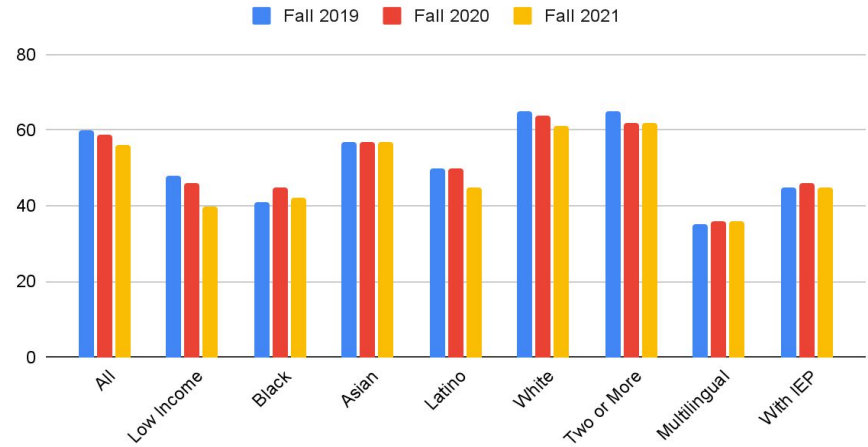
4 How do these results align with our current Learning Acceleration plans?
How will we enhance our Learning Acceleration plans?

Fall 2021 K-8 Reading Pretest Results

Mean Score by Demographics

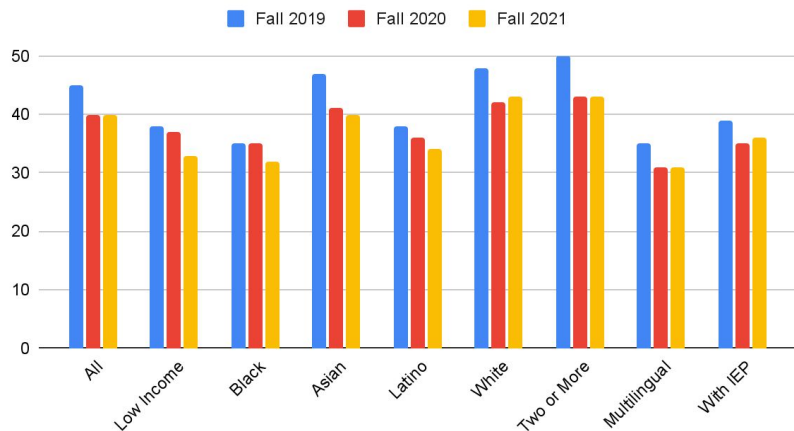


Median Score by Demographics

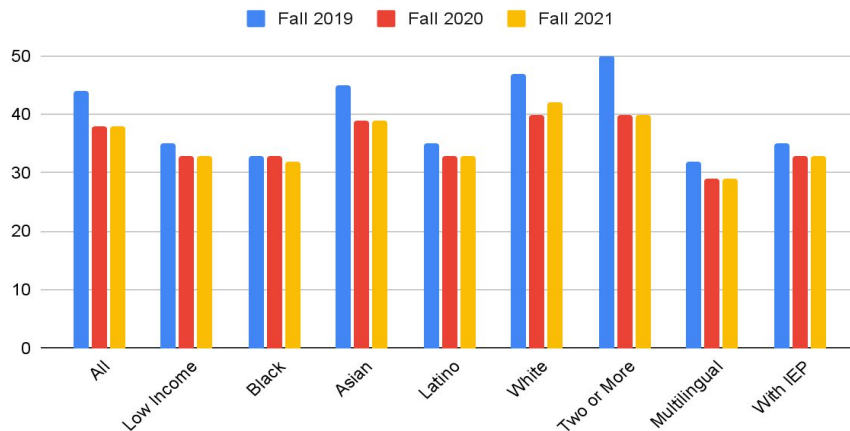


Fall 2021 K-7 Math Pretest Results

Mean Score by Demographics



Median Score by Demographics



Important to note about the 2019 vs. 2020 & 2021 results:

- The K-5 assessments were adjusted to align to the pacing of Zearn
- The 6-8 assessments were adjusted to better reflect major content

Guiding Questions

- 1 Which Vision 2022 dashboard components related to student learning are able to be updated?
- 2 What can we learn from the results?
- 3 What are the results of the most recently administered academic assessments?
- 4 How do these results align with our current Learning Acceleration plans?
How will we enhance our Learning Acceleration plans?

**Whole
Child
Approach**

**Meet the
Needs of All
Students**

**Start With
Those Most
Vulnerable**



Learning Acceleration Key Priorities



**Ensure
Attendance
and
Engagement**

**Use
Assessment
to Prioritize
Learning**

**Accelerate
or
Integrate,
Don't
Remediate**

Percentage of Students with at least 90% Attendance



Ensure
Attendance
and
Engagement

Action Plan:

- Created a system for students in quarantine to participate in remote learning
- Implementing Test to Stay to ensure more in-person student attendance days
- Will continue to monitor chronic absenteeism

Additional Resources

- 3 quarantine tutors (supported with Federal Relief Funds)
- Stipends for quarantine tutoring for students' teachers (supported with Federal Relief Funds)
- Director of Elementary Instruction and Virtual Learning

% of Graduates with a “C” or higher in at least one AP or Dual Credit Course Historical Trend Data



Meet the
Needs of All
Students

Action Plan:

- Continue recruitment efforts through AP Inspire Excellence
- Course proposal for the Dual Credit Course Introduction to Teaching 1 and 2 and implement targeted recruitment efforts

Additional Resources

- AP Summer Bridge

**Start With
Those
Most
Vulnerable**

**Accelerate
or
Integrate,
Don't
Remediate**

**Whole
Child
Approach**

Freshmen On Track

Action Plan:

- Regular monitoring of grades for current freshmen and sophomores
- Supervised study hall
- Resource periods
- Strengthening Student Support Services
- Credit recovery coursework

Additional Resources Supported with Federal Funding:

- Academic Interventionists
- Stipends for intensive tutoring and credit recovery
- Edgenuity and GradPoint Courseware
- Emotional Wellness Coordinators (other funding source)
- Behavioral Interventionists (other funding source)

K-8 Reading

Start With
Those
Most
Vulnerable

Meet the
Needs of
All
Students

Use
Assessment
to
Prioritize
Learning

Action Plan:

- Implement targeted interventions and monitor growth
- Districtwide K-2 focus on foundational reading skills

Additional Resources:

- 12 reading specialists returned to their role
- 7 multilingual specialists returned to their role
- 4 bilingual specialists returned to their role
- PACE reading returned
- Stipends for intensive tutoring (supported with Federal Relief Funds)

Meet the
Needs of
All
Students

Use
Assessment
to
Prioritize
Learning

Accelerate
or
Integrate,
Don't
Remediate

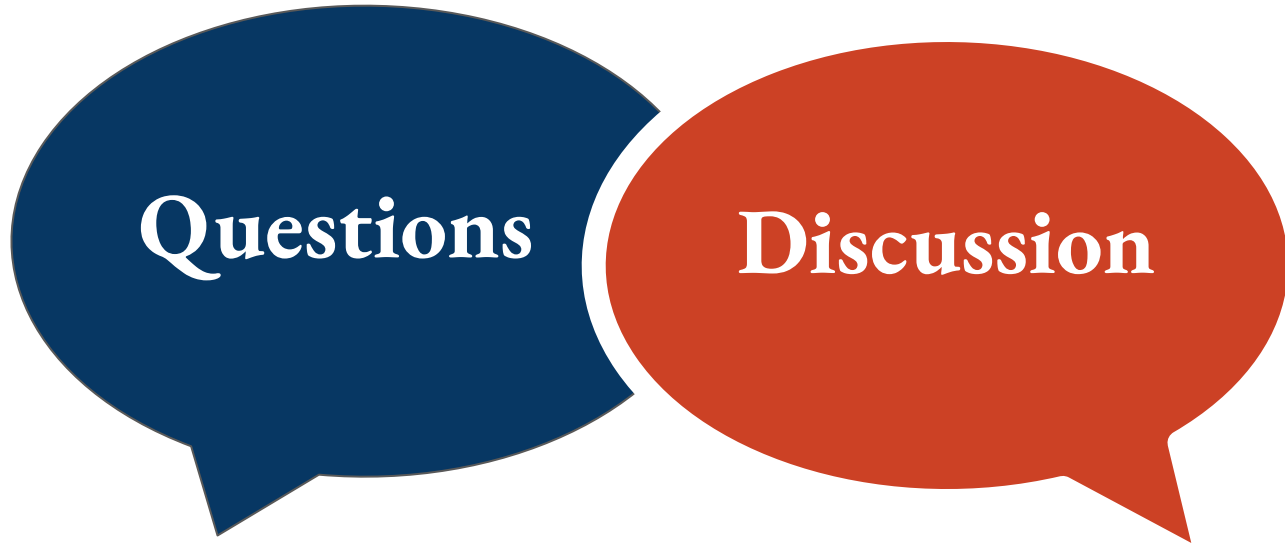
K-8 Math

Action Plan:

- Focus on best practices for addressing unfinished learning in mathematics
- Focus on Standards Mastery and Differentiation

Additional Resources Supported with Federal Relief Funding:

- Additional 6.5 Elementary Math Interventionist
- Additional 6.5 Elementary Math Coaches
- 4 Middle School Math Coaches and Interventionists
- Stipends for intensive tutoring (supported with Federal Relief Funds)



Questions

Discussion